



## Well-being Survey at Rygaards School – School Year 2024-25

At Rygaards School, we work purposefully and systematically to support student well-being, as we see it as essential for both academic and personal development. As part of this ongoing effort, we conducted a well-being survey in the spring of 2025 for all students at every grade level. Since we are a private school and cannot use the Danish Ministry of Education's well-being survey tool, our survey was carried out using the digital platform *klasetrivsel.dk*, which is specifically designed for this purpose and is widely used in Danish schools.

The aim of the survey is to gain a nuanced understanding of students' well-being so we can develop and implement initiatives that strengthen the sense of community across all classes and departments.

### Methodology

The survey was conducted anonymously to provide a safe space for students to give honest responses. *Klasetrivsel.dk* then generated a consolidated report for the entire International Department and a class report for each class. These reports provide detailed insights into students' experiences of, for example, safety, community and peer relationships within their class.

The survey itself includes more than 100 questions, divided into three segments corresponding to the lower, middle and upper school grades. The questions address both social and academic well-being in order to gain a better picture of our students' everyday experiences. These anonymous reports and the data they contain form the foundation for our continued work on student well-being at both class and department levels.

The following pages of this document present an overview of the responses from the well-being survey for our International Department for the 2024–25 school year.

### Going Forward

Class teachers are responsible for reviewing the results for their individual classes. Based on this review, class teachers, in conjunction with our Special Educational Needs Co-ordinator (SENCO) will prepare an action plan with specific initiatives aimed at promoting and maintaining positive



well-being among students. These action plans should be guided by the strengths and challenges highlighted in the reports.

It is important to us that this work on student well-being is not a one-off initiative, but a continuous process where we regularly follow up and make adjustments to best support each student's academic and social well-being.

### **Follow-up and Responsibility**

The development and implementation of the action plans will take place in close collaboration with the school's wellbeing team (WAS – Wellness Award for Schools), as well as our SENCO, and the relevant Department Heads. Together, we ensure that the chosen initiatives are systematically implemented and followed up on. Time and resources will be allocated to make follow-up an integrated part of the class teacher's and Department's work.

Digital responsibility has been a focus area in 2024-25 due to the impact that it has on wellbeing. In this area, we have held workshops for staff as well as students with the school on course for certification for its input in this area. Further workshops would continue in the following school year as part of Cyber Week in October.

# Wellbeing, Rygaard's International School, January 2025

Udskrevet af Claus Offersen - 18. september 2025, 11:12 - Rygaards Skole

Rapport for enhed : Rygaards Skole

Sidst lukket: 26. marts 2025, 14:20

Anonym undersøgelse: Ja

Benytter billeder: Nej

Benytter oplæsning: Nej

Kommentarer: Altid

Distribueret undersøgelse: Nej

Segmenter:

Segment 1

Segment 2

Segment 3

Deltagergrupper:

1X 1Y

2X

2Y

3X

3Y

4X

4Y

5X

5Y

6X

6Y

7X

7Y

8X

8Y

9X

9Y

10X

10Y

11X

11Y

Spørgsmålpakker:

Friendship/Who is in charge in the class/Class community

Disruptions in the

classroom

The student and breaks

The student's experience of lessons/teaching

The student and the

class

The student and the teachers

The student and the school

The student and breaks

Communication

and digital citizenship

Homework

Language use in the classroom

Disruptions in the classroom

The

student and bullying/teasing/boundaries between bullying and teasing

Roles and positions

The student's view of

themselves/self-understanding/student optimism







The student and the teachers

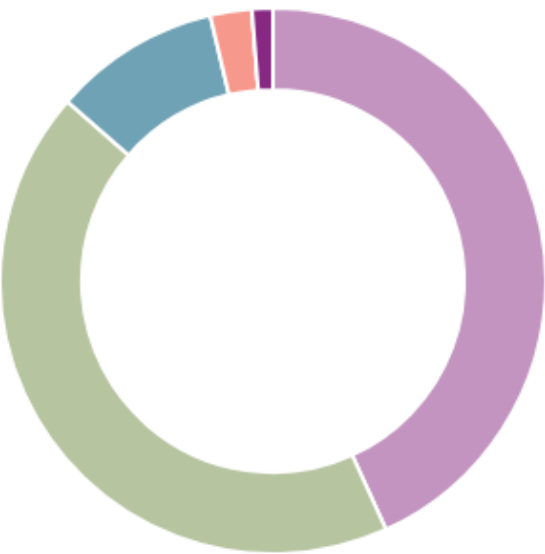
The student's experience of

lessons/teaching







**Formål:** This survey aims to assess the wellbeing of children across the entire Rygaard School and forms the annual wellbeing survey. The results will be treated confidentially by the school's leadership and will be shared at a class level in anonymised form with the respective teaching teams. All data from the survey will be deleted no later than 3 years after the survey.

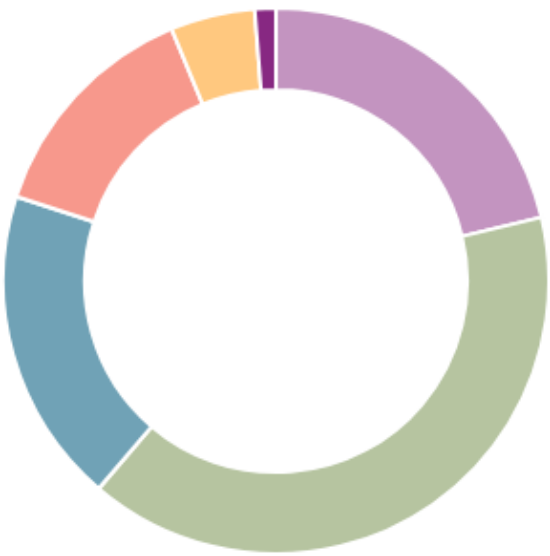
Hele undersøgelsen

|  |                      |         |
|--|----------------------|---------|
|   | Very often           | 43,21 % |
|   | Often                | 43,21 % |
|   | Once in a while      | 9,88 %  |
|   | Rarely               | 2,47 %  |
|   | Never                | 0 %     |
|  | Prefer not to answer | 1,23 %  |



Hele undersøgelsen

|  |                      |         |
|--|----------------------|---------|
|   | Very often           | 21,25 % |
|   | Often                | 40 %    |
|   | Once in a while      | 18,75 % |
|   | Rarely               | 13,75 % |
|   | Never                | 5 %     |
|  | Prefer not to answer | 1,25 %  |









3.

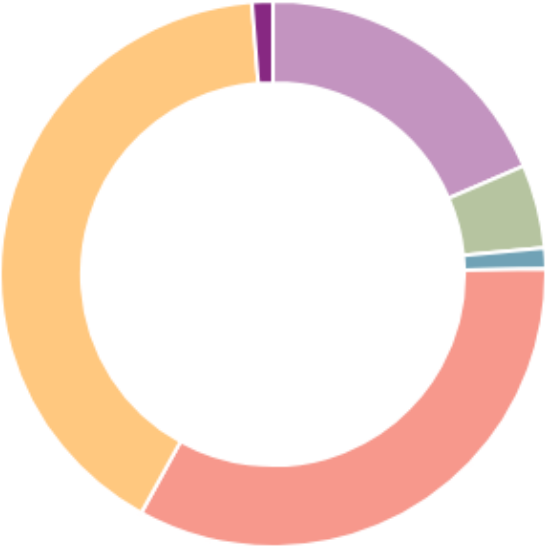


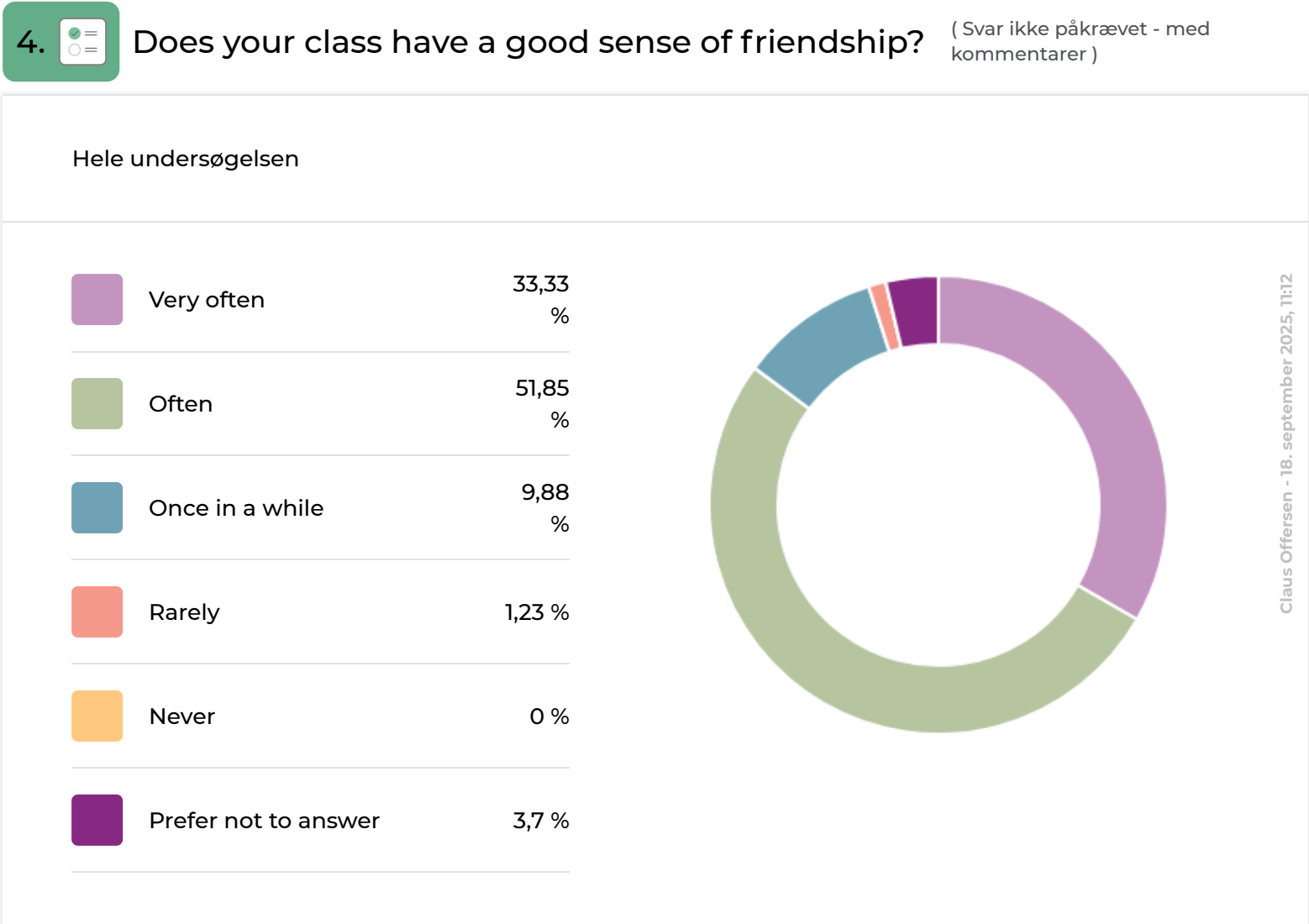
Do you have enough friends in your class?

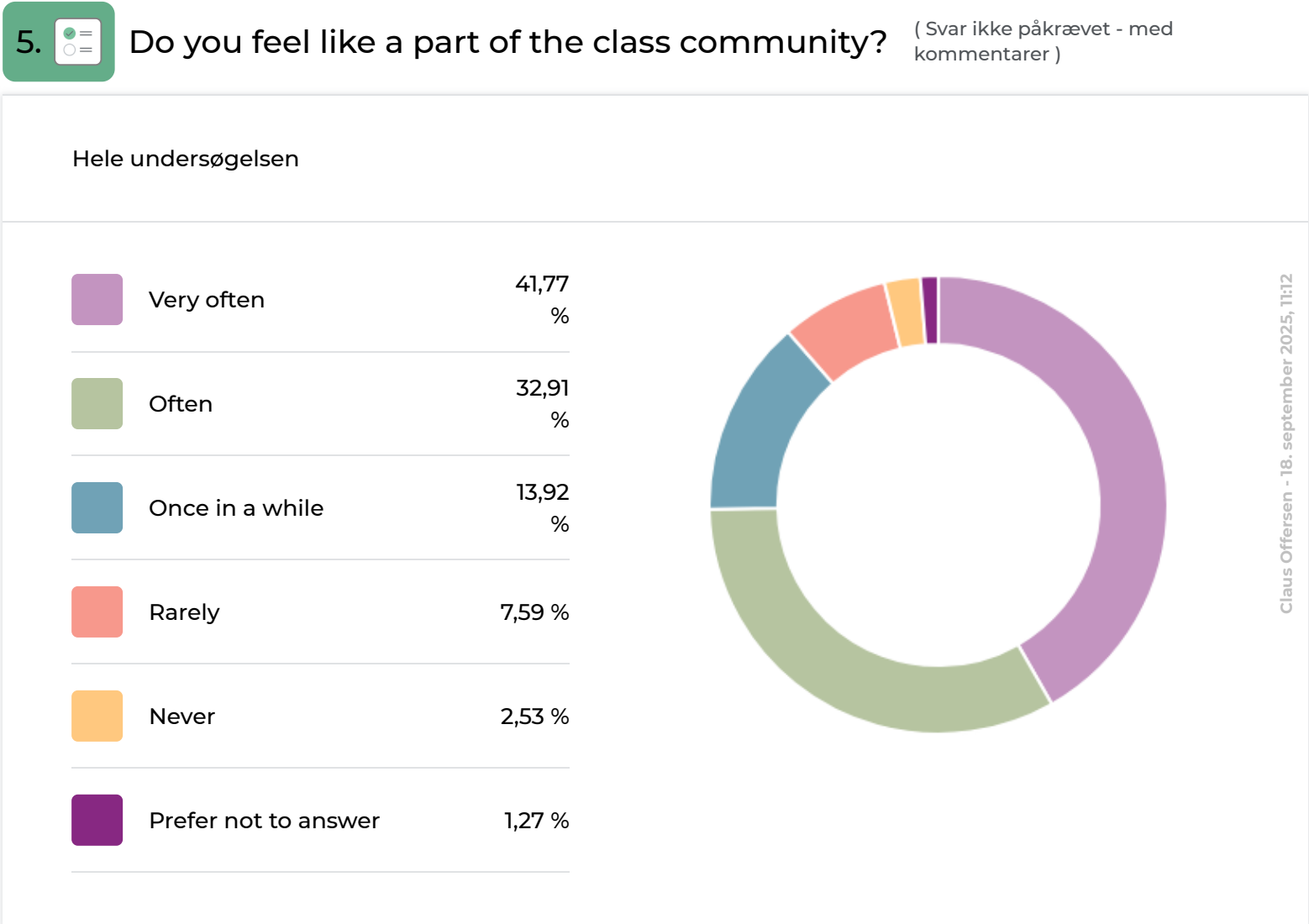
( Svar ikke påkrævet - med kommentarer )

Hele undersøgelsen

|  |   |         |
|--|---|---------|
|   | Don't know                                      | 18,52 % |
|   | No, and that's okay                             | 4,94 %  |
|   | No, but I wish I had more friends in the class  | 1,23 %  |
|   | Yes, but I wish I had more friends in the class | 33,33 % |
|   | Yes, I have enough friends in the class         | 40,74 % |
|  | Prefer not to answer                            | 1,23 %  |













6.

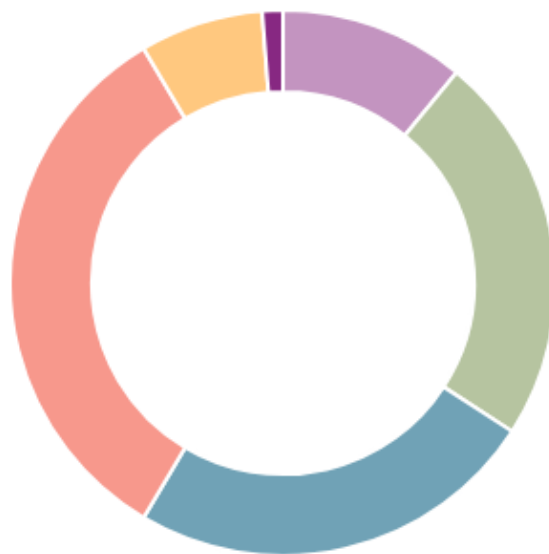


Are you disturbed by disruptions during lessons?







( Svar ikke påkrævet - med kommentarer )

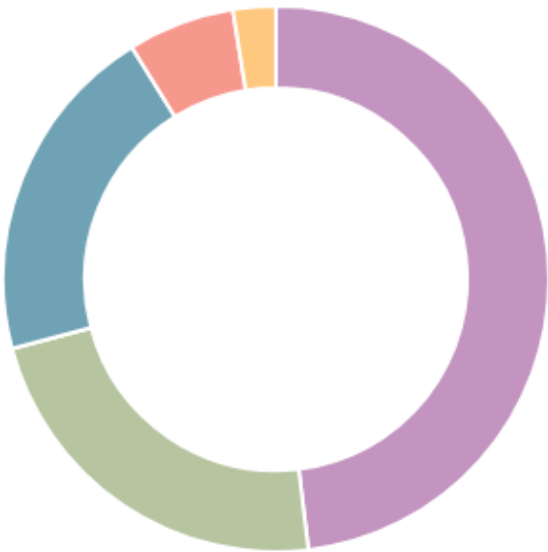
Hele undersøgelsen

|   |                      |         |
|---|----------------------|---------|
|   | Very often           | 10,98 % |
|   | Often                | 23,17 % |
|   | Once in a while      | 24,39 % |
|   | Rarely               | 32,93 % |
|   | Never                | 7,32 %  |
|  | Prefer not to answer | 1,22 %  |









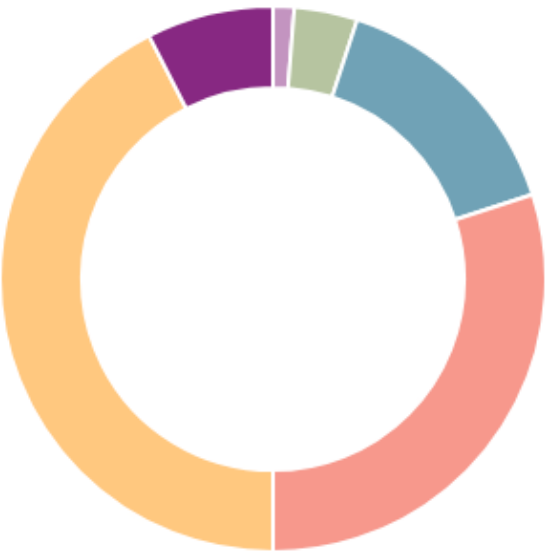
Hele undersøgelsen

|  |                      |         |
|--|----------------------|---------|
|   | Very often           | 48,1 %  |
|   | Often                | 22,78 % |
|   | Once in a while      | 20,25 % |
|   | Rarely               | 6,33 %  |
|   | Never                | 2,53 %  |
|  | Prefer not to answer | 0 %     |









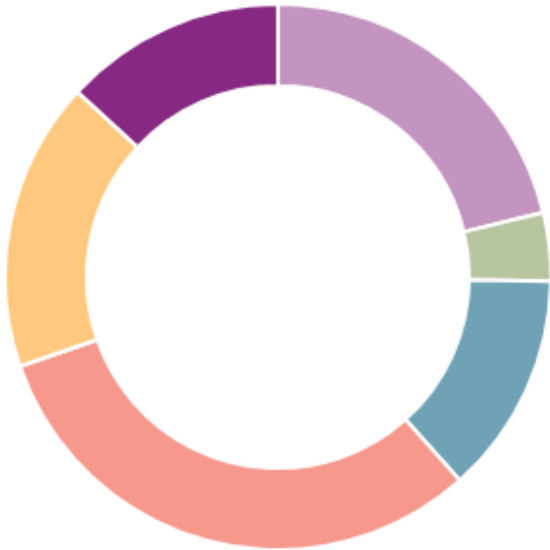
Hele undersøgelsen

|  |                      |        |
|--|----------------------|--------|
|   | Very often           | 1,25 % |
|   | Often                | 3,75 % |
|   | Once in a while      | 15 %   |
|   | Rarely               | 30 %   |
|   | Never                | 42,5 % |
|  | Prefer not to answer | 7,5 %  |









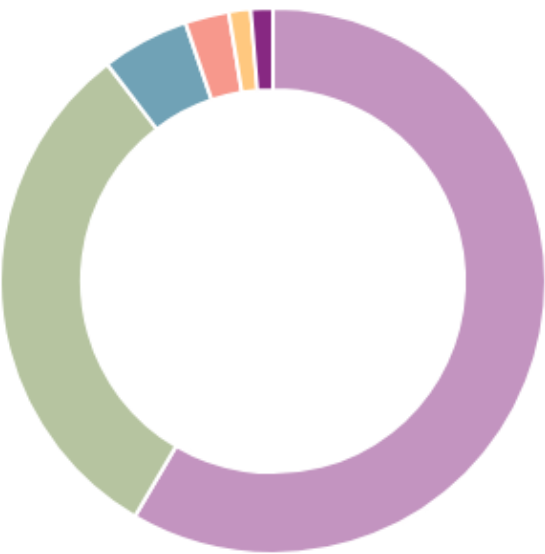
Hele undersøgelsen

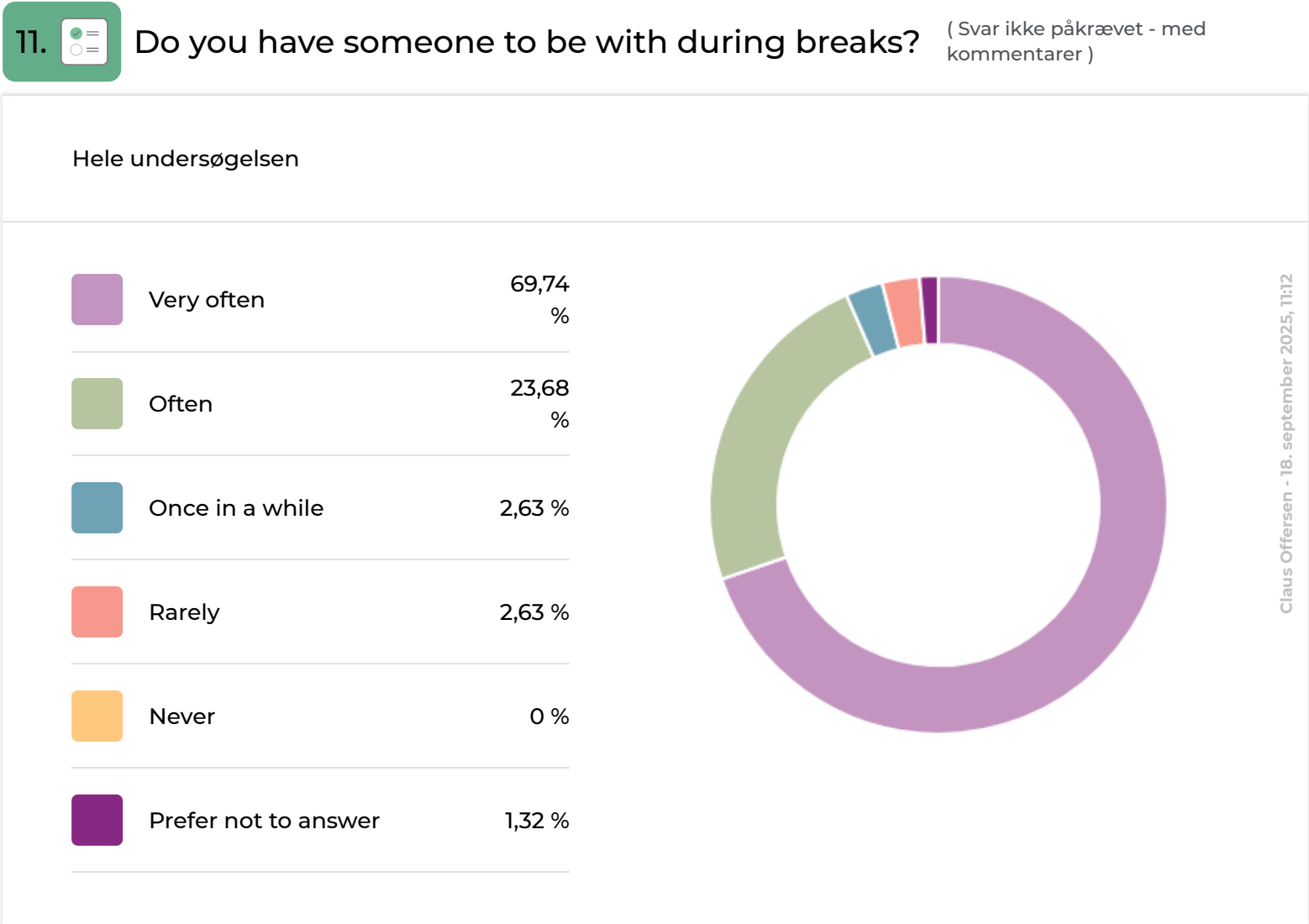
|  |   |         |
|--|---|---------|
|   | Students who interrupt when others are speaking | 21,21 % |
|   | Students who are late                           | 4,04 %  |
|   | Students who walk around the classroom          | 13,13 % |
|   | Students talking                                | 31,31 % |
|   | Noise outside the classroom                     | 17,17 % |
|  | I don't know                                    | 13,13 % |



Hele undersøgelsen

|   |                      |         |
|---|----------------------|---------|
|  | Very often           | 58,44 % |
|  | Often                | 31,17 % |
|  | Once in a while      | 5,19 %  |
|  | Rarely               | 2,6 %   |
|  | Never                | 1,3 %   |
|  | Prefer not to answer | 1,3 %   |











12.

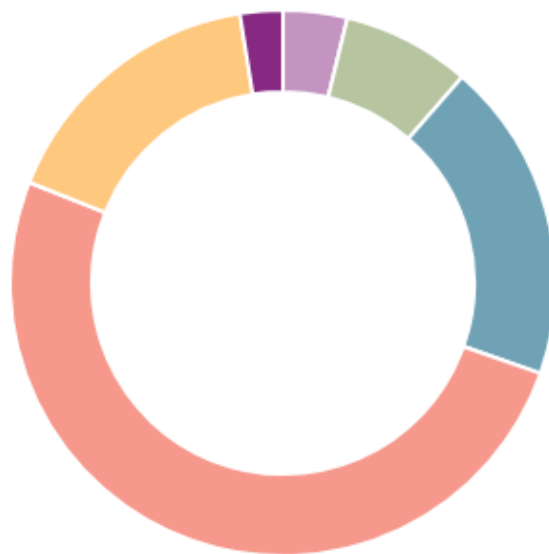


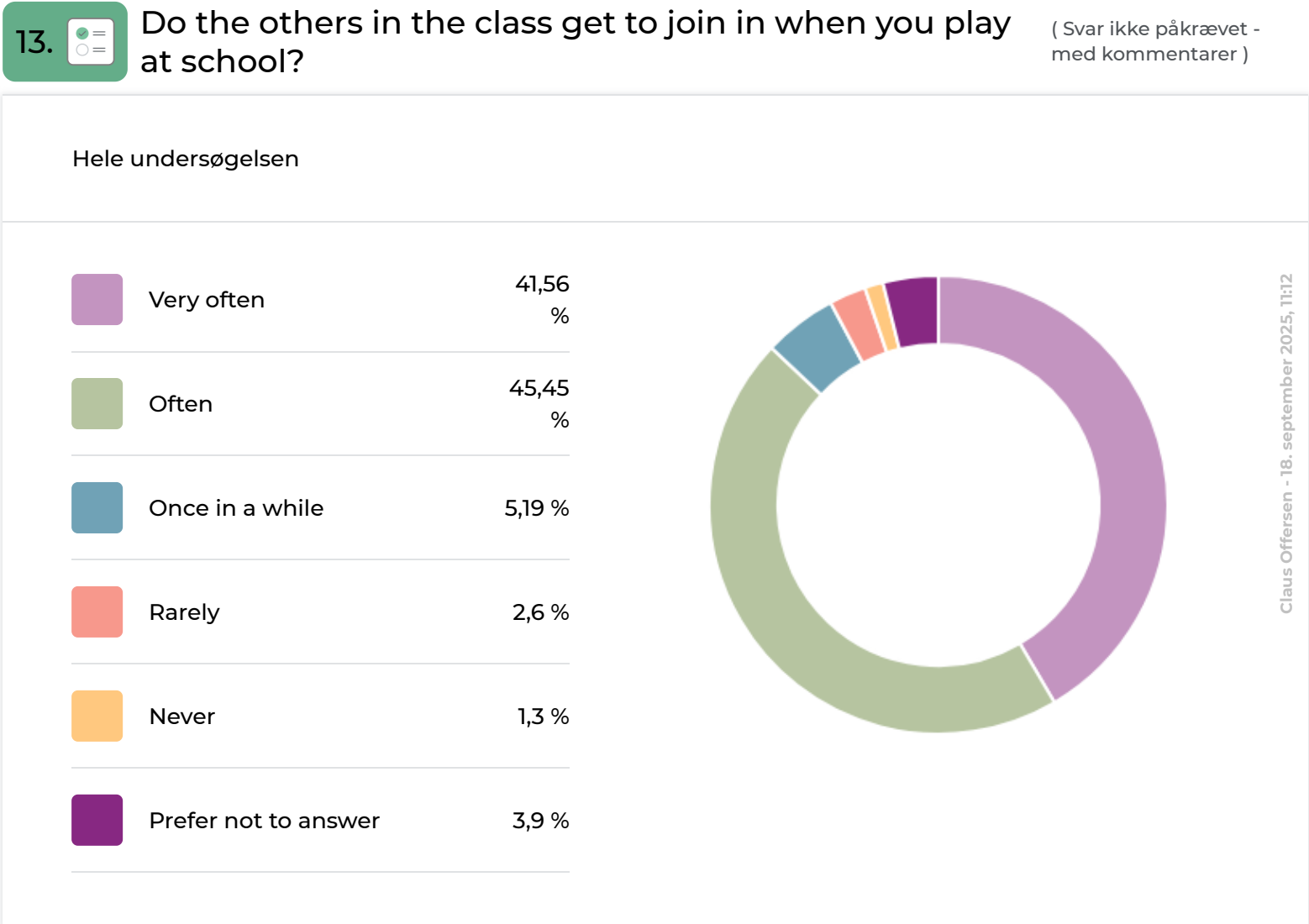
Have you ever been left out of a game at school?

( Svar ikke påkrævet - med kommentarer )

Hele undersøgelsen

|   |                      |         |
|---|----------------------|---------|
|   | Very often           | 3,8 %   |
|   | Often                | 7,59 %  |
|   | Once in a while      | 18,99 % |
|   | Rarely               | 50,63 % |
|   | Never                | 16,46 % |
|  | Prefer not to answer | 2,53 %  |






14.





# How many people would you prefer to be with during break?

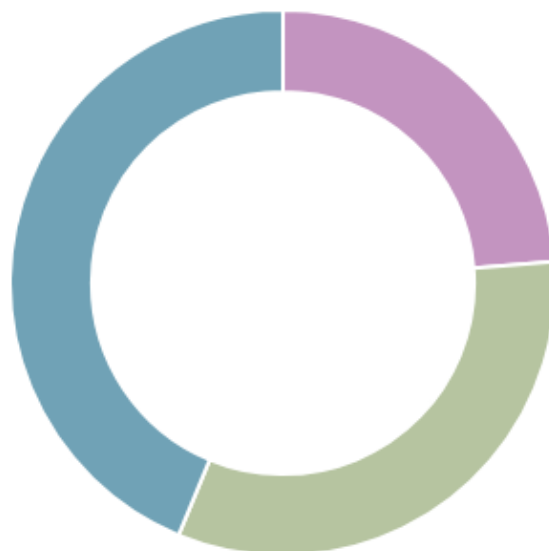
( Svar ikke påkrævet - med kommentarer )

Hele undersøgelsen

 I prefer to do something where we are many together 23,75 %

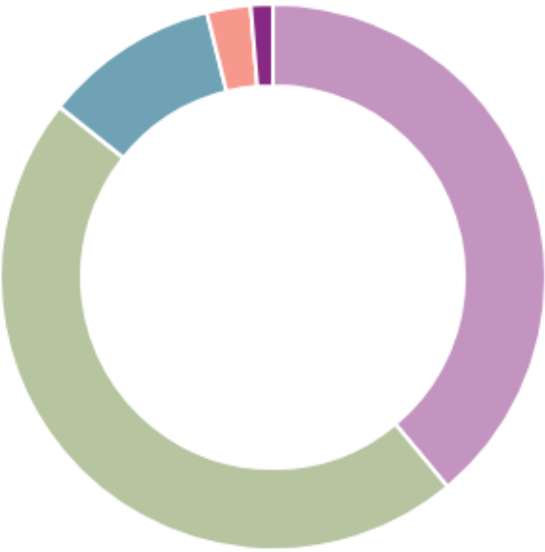
 I prefer to do something in smaller groups 32,5 %

 It varies, both large and small groups 43,75 %



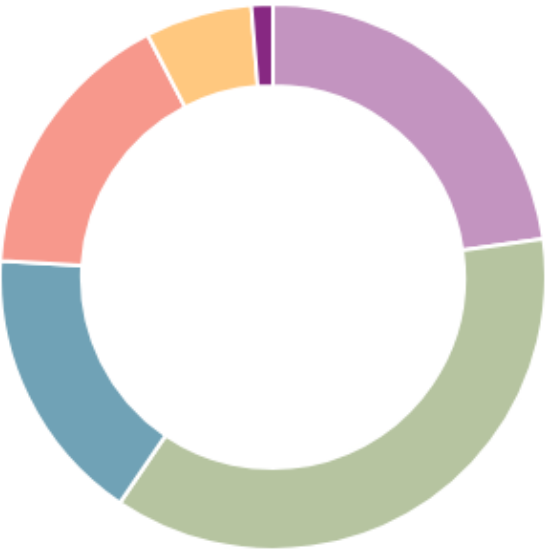
Hele undersøgelsen

|  |                      |         |
|--|----------------------|---------|
|  | Very often           | 38,96 % |
|  | Often                | 46,75 % |
|  | Once in a while      | 10,39 % |
|  | Rarely               | 2,6 %   |
|  | Never                | 0 %     |
|  | Prefer not to answer | 1,3 %   |









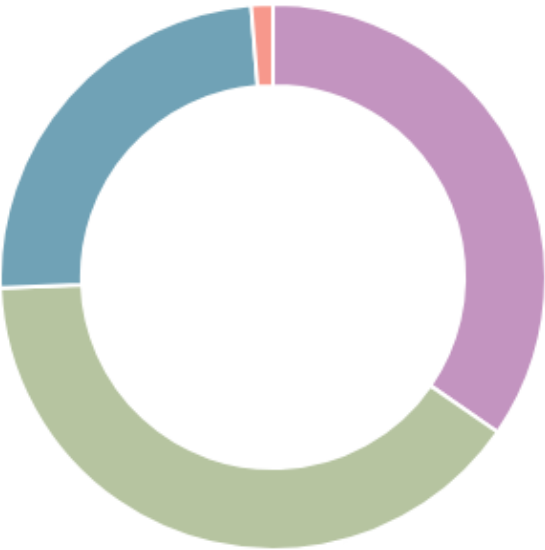
Hele undersøgelsen

|  |                      |         |
|--|----------------------|---------|
|  | Very often           | 22,78 % |
|  | Often                | 36,71 % |
|  | Once in a while      | 16,46 % |
|  | Rarely               | 16,46 % |
|  | Never                | 6,33 %  |
|  | Ønsker ikke at svare | 1,27 %  |









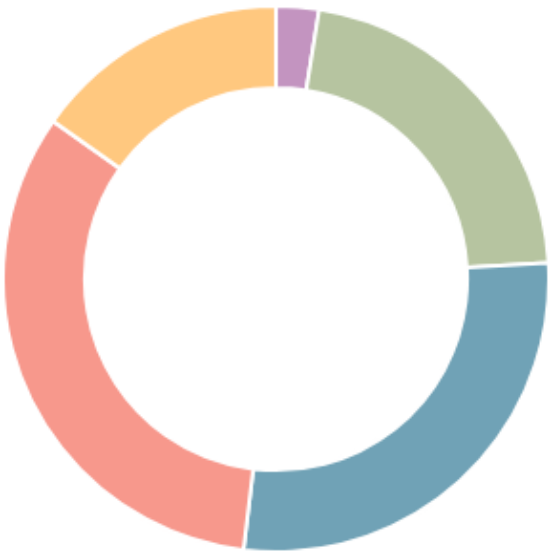
Hele undersøgelsen

|  |                      |         |
|--|----------------------|---------|
|   | Very often           | 34,62 % |
|   | Often                | 39,74 % |
|   | Once in a while      | 24,36 % |
|   | Rarely               | 1,28 %  |
|   | Never                | 0 %     |
|  | Prefer not to answer | 0 %     |



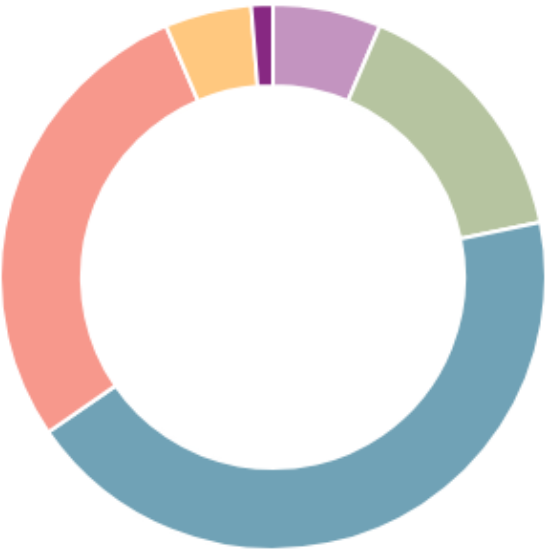
Hele undersøgelsen

|  |                      |         |
|--|----------------------|---------|
|   | Very often           | 2,53 %  |
|   | Often                | 21,52 % |
|   | Once in a while      | 27,85 % |
|   | Rarely               | 32,91 % |
|   | Never                | 15,19 % |
|  | Prefer not to answer | 0 %     |









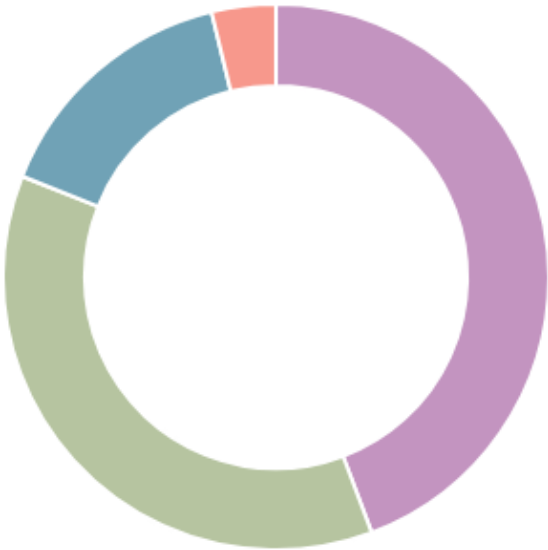
Hele undersøgelsen

|             |                      |         |
|-------------|----------------------|---------|
| <div></div> | Very often           | 6,41 %  |
| <div></div> | Often                | 15,38 % |
| <div></div> | Once in a while      | 43,59 % |
| <div></div> | Rarely               | 28,21 % |
| <div></div> | Never                | 5,13 %  |
| <div></div> | Prefer not to answer | 1,28 %  |



Hele undersøgelsen

|   |                      |         |
|---|----------------------|---------|
|  | Very often           | 44,3 %  |
|  | Often                | 36,71 % |
|  | Once in a while      | 15,19 % |
|  | Rarely               | 3,8 %   |
|  | Never                | 0 %     |
|  | Prefer not to answer | 0 %     |







21.

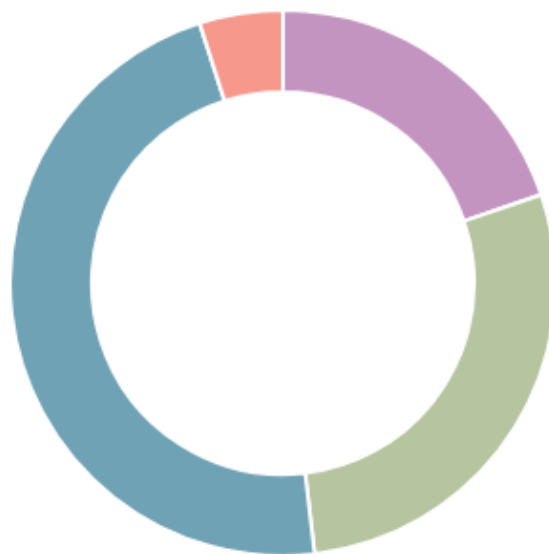


# How do you work best in lessons – on your own or with others?

( Svar ikke påkrævet - med kommentarer )

Hele undersøgelsen

|  |                            |         |
|--|----------------------------|---------|
|  | Alone                      | 19,75 % |
|  | With others                | 28,4 %  |
|  | Both alone and with others | 46,91 % |
|  | I don't know               | 4,94 %  |









22.

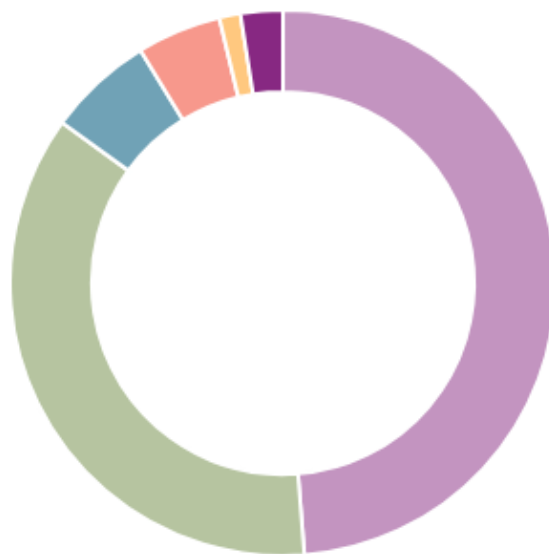


Do you feel like a part of the class community?

( Svar ikke påkrævet - med kommentarer )

Hele undersøgelsen

|   |                      |         |
|---|----------------------|---------|
|   | Very often           | 48,75 % |
|   | Often                | 36,25 % |
|   | Once in a while      | 6,25 %  |
|   | Rarely               | 5 %     |
|   | Never                | 1,25 %  |
|  | Prefer not to answer | 2,5 %   |









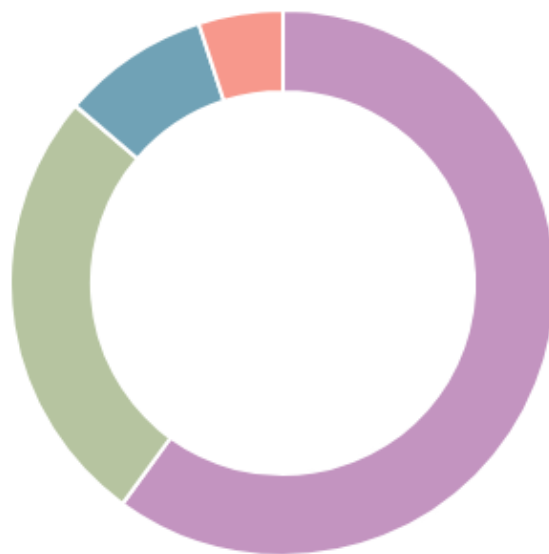
23.









Are you happy with your class? ( Svar ikke påkrævet - med kommentarer )

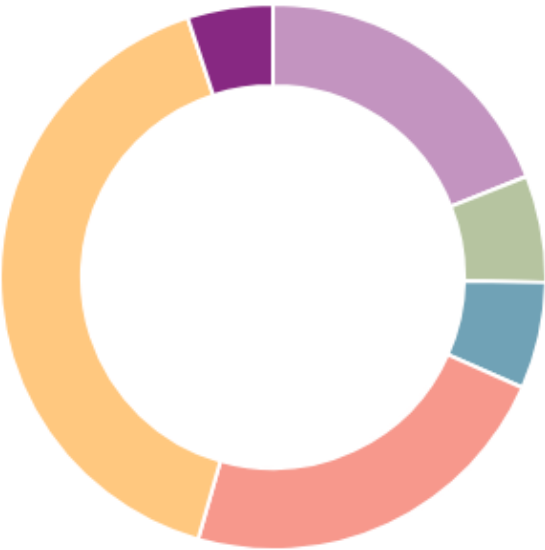
Hele undersøgelsen

|   |                      |         |
|---|----------------------|---------|
|   | Very often           | 60 %    |
|   | Often                | 26,25 % |
|   | Once in a while      | 8,75 %  |
|   | Rarely               | 5 %     |
|   | Never                | 0 %     |
|  | Prefer not to answer | 0 %     |









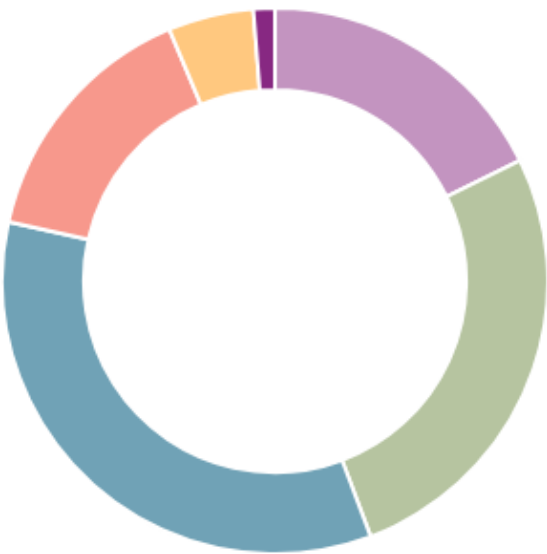
Hele undersøgelsen

|  |   |         |
|--|---|---------|
|   | I don't know                                    | 18,99 % |
|   | No, and that's okay                             | 6,33 %  |
|   | No, but I wish I had more friends in the class  | 6,33 %  |
|   | Yes, but I wish I had more friends in the class | 22,78 % |
|   | Yes, I have enough friends in the class         | 40,51 % |
|  | Prefer not to answer                            | 5,06 %  |



Hele undersøgelsen

|  |                      |         |
|--|----------------------|---------|
|   | Very often           | 17,72 % |
|   | Often                | 26,58 % |
|   | Once in a while      | 34,18 % |
|   | Rarely               | 15,19 % |
|   | Never                | 5,06 %  |
|  | Prefer not to answer | 1,27 %  |









26.

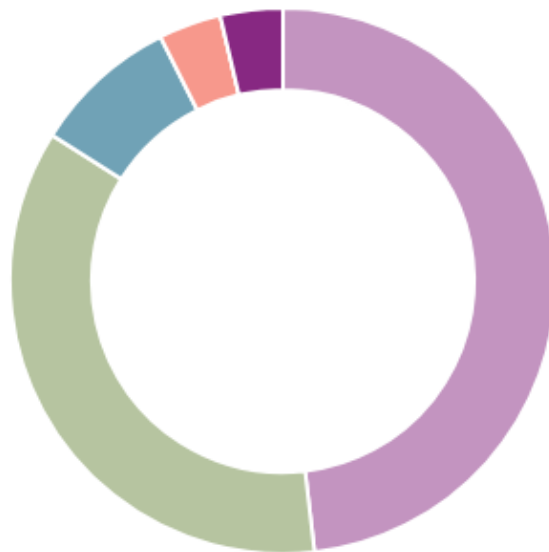


Do your teachers listen to you if you want to tell them something important?

( Svar ikke påkrævet - med kommentarer )

Hele undersøgelsen

|   |                      |         |
|---|----------------------|---------|
|   | Very often           | 48,15 % |
|   | Often                | 35,8 %  |
|   | Once in a while      | 8,64 %  |
|   | Rarely               | 3,7 %   |
|   | Never                | 0 %     |
|  | Prefer not to answer | 3,7 %   |









27.

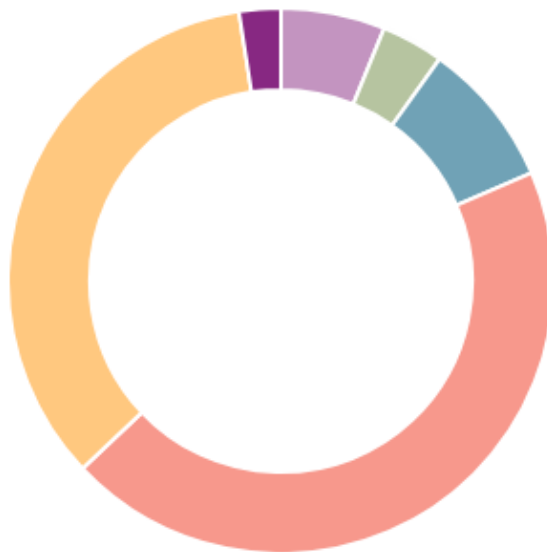


# Do you think your teachers scold too much

( Svar ikke påkrævet - med kommentarer )

Hele undersøgelsen

|   |                      |         |
|---|----------------------|---------|
|   | Very often           | 6,17 %  |
|   | Often                | 3,7 %   |
|   | Once in a while      | 8,64 %  |
|   | Rarely               | 44,44 % |
|   | Never                | 34,57 % |
|  | Prefer not to answer | 2,47 %  |









28.

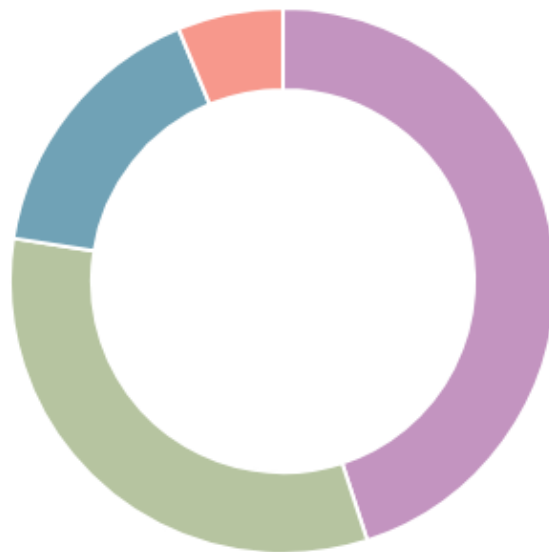


If you find something difficult in lessons, are you able to get help from your teachers?

( Svar ikke påkrævet - med kommentarer )

Hele undersøgelsen

|  |                      |         |
|--|----------------------|---------|
|   | Very often           | 45 %    |
|   | Often                | 32,5 %  |
|   | Once in a while      | 16,25 % |
|   | Rarely               | 6,25 %  |
|   | Never                | 0 %     |
|  | Prefer not to answer | 0 %     |









29.

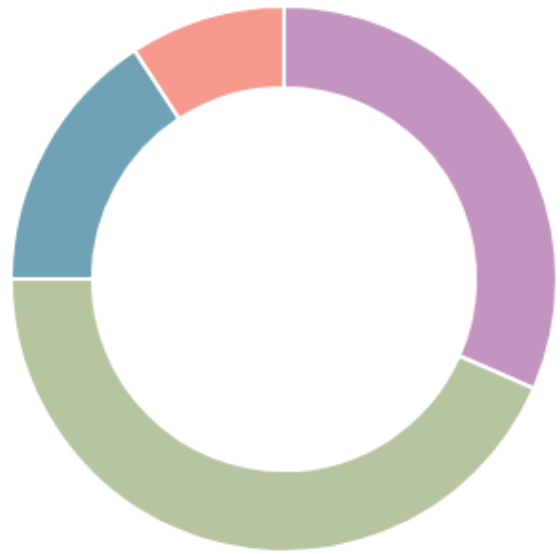


Do you ask your teacher for help if you need it?

( Svar ikke påkrævet - med kommentarer )

Hele undersøgelsen

|   |                      |         |
|---|----------------------|---------|
|   | Very often           | 31,58 % |
|   | Often                | 43,42 % |
|   | Once in a while      | 15,79 % |
|   | Rarely               | 9,21 %  |
|   | Never                | 0 %     |
|  | Prefer not to answer | 0 %     |

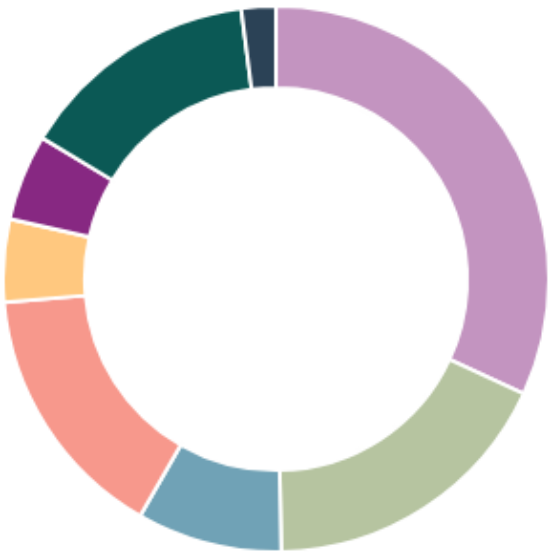


30. What is the best thing about going to school?

( Svar ikke påkrævet - med kommentarer )

Hele undersøgelsen

|             |   |         |
|-------------|---|---------|
| <div></div> | My classmates                           | 31,9 %  |
| <div></div> | My friends from other classes           | 17,79 % |
| <div></div> | The lessons                             | 8,59 %  |
| <div></div> | The breaks                              | 15,34 % |
| <div></div> | The teachers                            | 4,91 %  |
| <div></div> | Recognition from the teachers           | 5,11 %  |
| <div></div> | When I feel like I'm learning something | 14,31 % |
| <div></div> | Other                                   | 2,04 %  |









31.

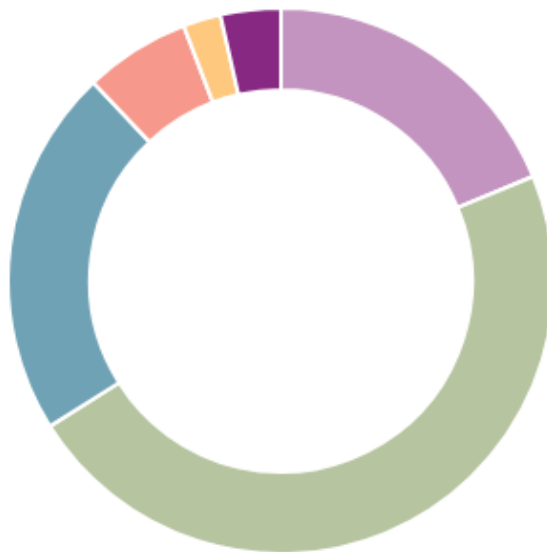


# How often are you happy to go to school?

( Svar ikke påkrævet - med kommentarer )

Hele undersøgelsen

|   |                      |         |
|---|----------------------|---------|
|   | Very often           | 18,75 % |
|   | Often                | 47,32 % |
|   | Once in a while      | 21,88 % |
|   | Rarely               | 6,25 %  |
|   | Never                | 2,23 %  |
|  | Prefer not to answer | 3,57 %  |









32.

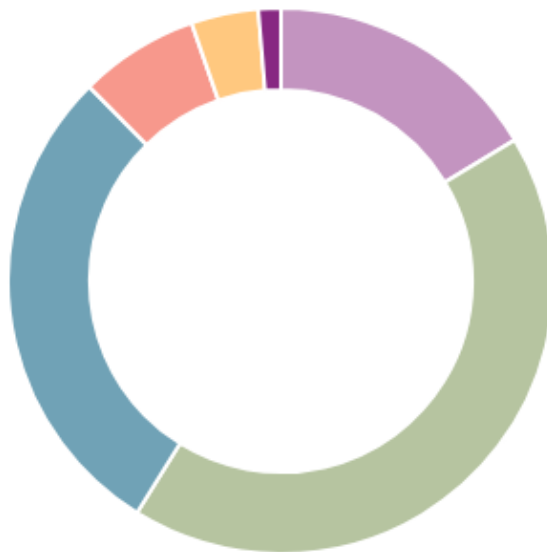


# How much do you like going to school?

( Svar ikke påkrævet - med kommentarer )

Hele undersøgelsen

|   |                      |         |
|---|----------------------|---------|
|   | Very well            | 16,37 % |
|   | Well                 | 42,48 % |
|   | OK                   | 28,76 % |
|   | Not very well        | 7,08 %  |
|   | Not well             | 3,98 %  |
|  | Prefer not to answer | 1,33 %  |









33.

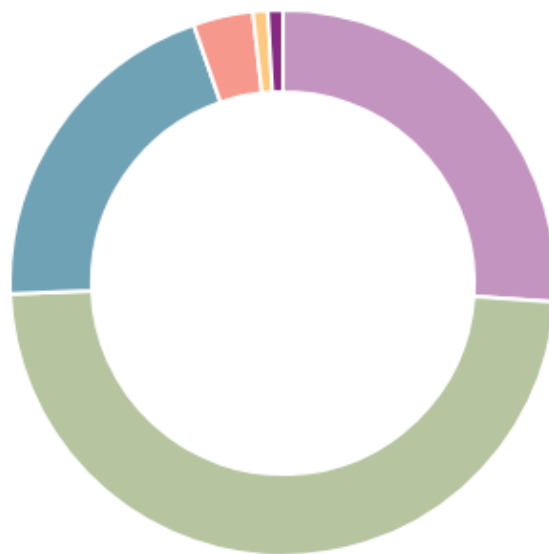


Do you think you learn something at school?

( Svar ikke påkrævet - med kommentarer )

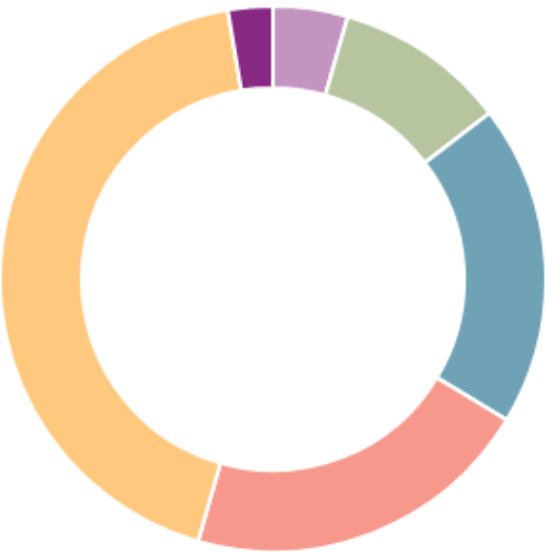
Hele undersøgelsen

|   |                      |         |
|---|----------------------|---------|
|   | Very often           | 26,11 % |
|   | Often                | 48,23 % |
|   | Once in a while      | 20,35 % |
|   | Rarely               | 3,54 %  |
|   | Never                | 0,88 %  |
|  | Prefer not to answer | 0,88 %  |



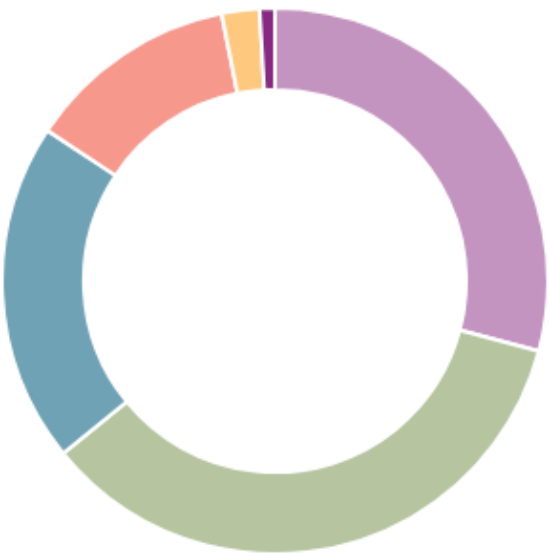
Hele undersøgelsen

|             |                      |         |
|-------------|----------------------|---------|
| <div></div> | Very often           | 4,42 %  |
| <div></div> | Often                | 10,18 % |
| <div></div> | Once in a while      | 19,03 % |
| <div></div> | Rarely               | 20,8 %  |
| <div></div> | Never                | 42,92 % |
| <div></div> | Prefer not to answer | 2,65 %  |



Hele undersøgelsen

|             |                      |         |
|-------------|----------------------|---------|
| <div></div> | Very often           | 29,15 % |
| <div></div> | Often                | 34,98 % |
| <div></div> | Once in a while      | 20,18 % |
| <div></div> | Rarely               | 12,56 % |
| <div></div> | Never                | 2,24 %  |
| <div></div> | Prefer not to answer | 0,9 %   |



36.









What could you do to become happier at school?

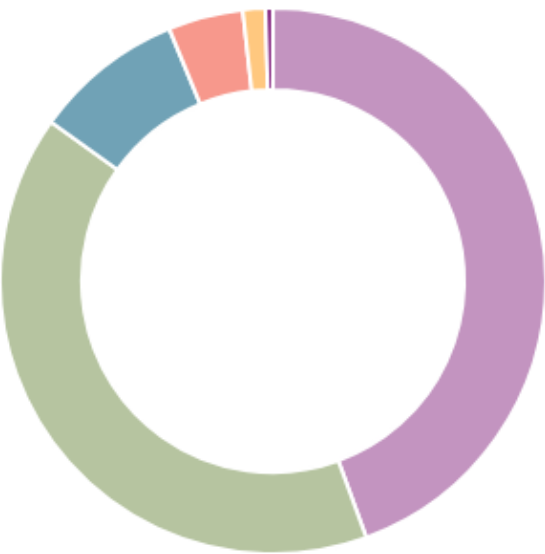
( Svar ikke påkrævet - uden kommentarer )

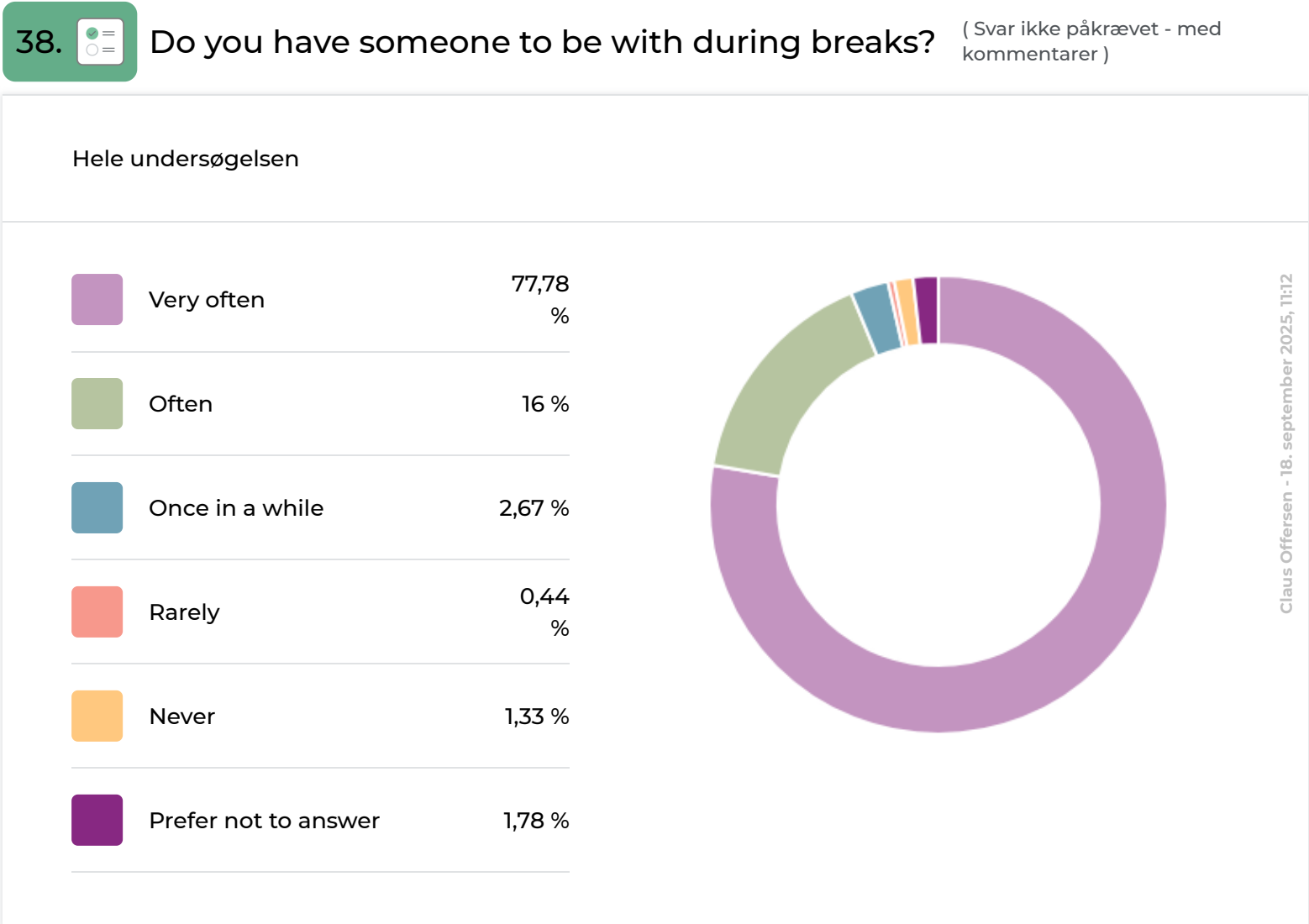


Diagrammet vises ikke i denne rapport, men kan vises for deltagergruppen.

Hele undersøgelsen

|  |                      |         |
|--|----------------------|---------|
|   | Very often           | 44,44 % |
|   | Often                | 40,44 % |
|   | Once in a while      | 8,89 %  |
|   | Rarely               | 4,44 %  |
|   | Never                | 1,33 %  |
|  | Prefer not to answer | 0,44 %  |











39.

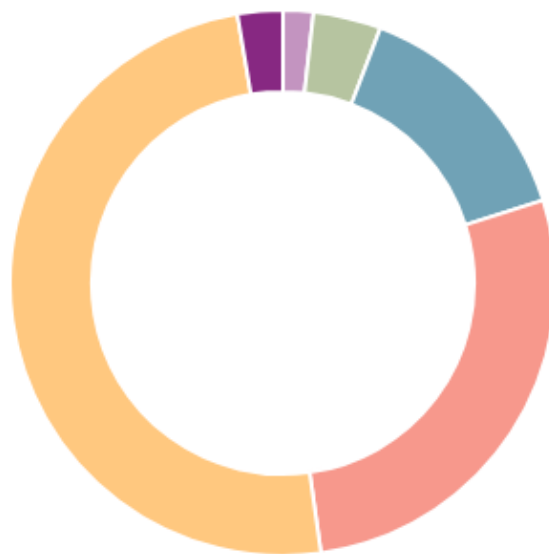


Have you experienced that you are not allowed to be with the others during breaks?







( Svar ikke påkrævet - med kommentarer )

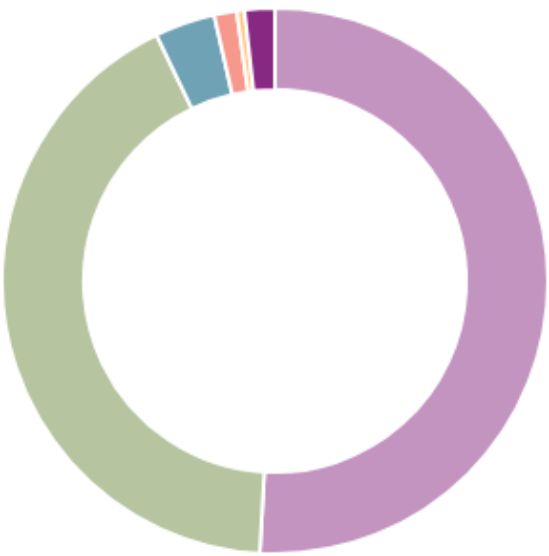
Hele undersøgelsen

|   |                      |         |
|---|----------------------|---------|
|   | Very often           | 1,79 %  |
|   | Often                | 4,02 %  |
|   | Once in a while      | 14,29 % |
|   | Rarely               | 27,68 % |
|   | Never                | 49,55 % |
|  | Prefer not to answer | 2,68 %  |



Hele undersøgelsen

|  |                      |         |
|--|----------------------|---------|
|   | Very often           | 50,89 % |
|   | Often                | 41,96 % |
|   | Once in a while      | 3,57 %  |
|   | Rarely               | 1,34 %  |
|   | Never                | 0,45 %  |
|  | Prefer not to answer | 1,79 %  |



41.



What do you do during breaks, and who are you with?

( Svar ikke påkrævet -  
med kommentarer )



Diagrammet vises ikke i denne rapport, men kan vises for deltagergruppen.

Hele undersøgelsen

|             |                      |         |
|-------------|----------------------|---------|
| <div></div> | Very often           | 11,85 % |
| <div></div> | Often                | 18,96 % |
| <div></div> | Once in a while      | 19,43 % |
| <div></div> | Rarely               | 18,48 % |
| <div></div> | Never                | 23,22 % |
| <div></div> | Prefer not to answer | 8,06 %  |









43.

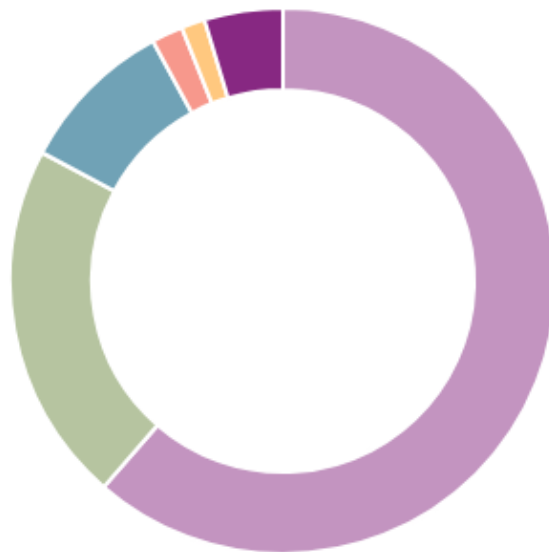


Have you received unpleasant messages on your phone or the internet in the last six months?

( Svar ikke påkrævet - med kommentarer )

Hele undersøgelsen

|   |                            |        |
|---|----------------------------|--------|
|   | Not in the last six months | 61,4 % |
|   | 1-2 times                  | 21,4 % |
|   | 3-4 times                  | 9,3 %  |
|   | 5-6 times                  | 1,86 % |
|   | 7-8 times                  | 1,4 %  |
|  | 9 or more than 9 times     | 4,65 % |









44.

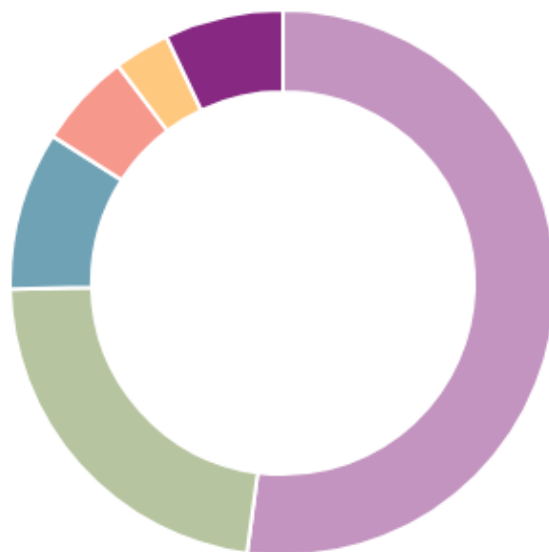


Have you received messages on your phone or the internet in the last six months where others are being talked about behind their backs?

( Svar ikke påkrævet - med kommentarer )

Hele undersøgelsen

|   |                            |         |
|---|----------------------------|---------|
|   | Not in the last six months | 52,11 % |
|   | 1-2 times                  | 22,54 % |
|   | 3-4 times                  | 9,39 %  |
|   | 5-6 times                  | 5,63 %  |
|   | 7-8 times                  | 3,29 %  |
|  | 9 or more than 9 times     | 7,04 %  |













45.



# What do you use when you need to contact or communicate with your friends?

( Svar ikke påkrævet - med kommentarer )

Hele undersøgelsen

|  |                          |         |
|--|--------------------------|---------|
|    | SMS/MMS                  | 14,76 % |
|    | E-mail                   | 2,62 %  |
|    | Facebook/Messenger       | 2,14 %  |
|    | Twitter                  | 0,24 %  |
|    | Skype/Facetime           | 2,62 %  |
|   | Snapchat                 | 29,05 % |
|  | Instagram                | 11,43 % |
|  | TikTok                   | 10,48 % |
|  | Chatrooms, e.g. in games | 9,52 %  |
|  | Other                    | 17,14 % |









46.

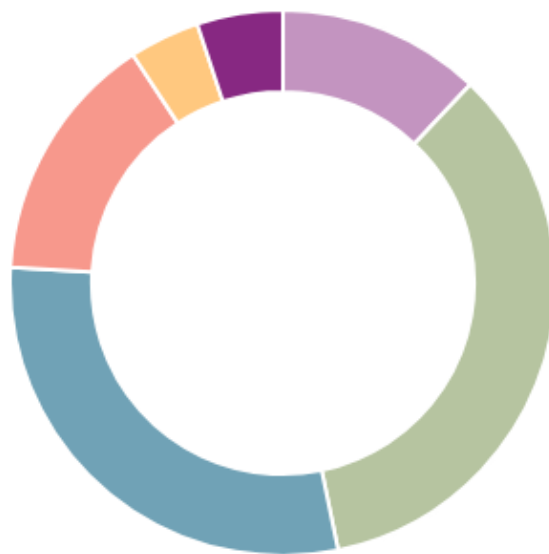


How much time do you spend communicating with your friends via phone or the internet?

( Svar ikke påkrævet - med kommentarer )

Hele undersøgelsen

|   |                         |         |
|---|-------------------------|---------|
|   | I never use it          | 12,04 % |
|   | ½ hour a day            | 34,72 % |
|   | 1 hour a day            | 29,17 % |
|   | 2 hours a day           | 14,81 % |
|   | 3 hours a day           | 4,17 %  |
|  | More than 3 hours a day | 5,09 %  |









47.

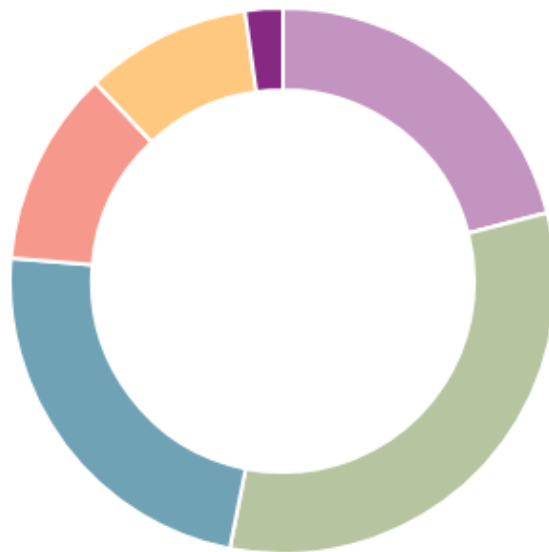


How important is it for you to use phones and the internet when you communicate with your friends?

( Svar ikke påkrævet - med kommentarer )

Hele undersøgelsen

|   |                      |         |
|---|----------------------|---------|
|   | Very important       | 20,98 % |
|   | Important            | 32,14 % |
|   | OK                   | 23,21 % |
|   | Less important       | 11,61 % |
|   | Not important        | 9,82 %  |
|  | Prefer not to answer | 2,23 %  |



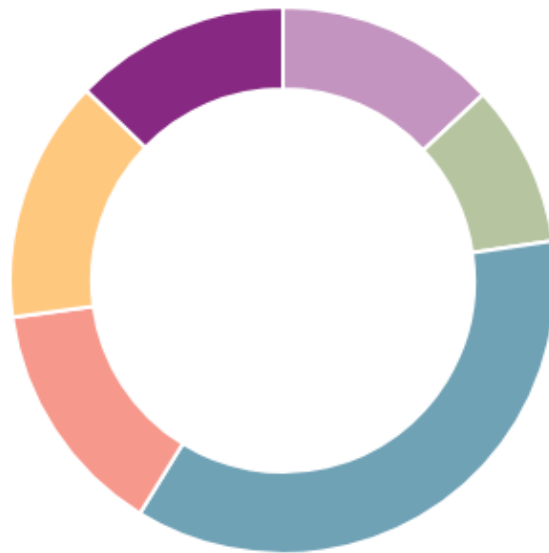
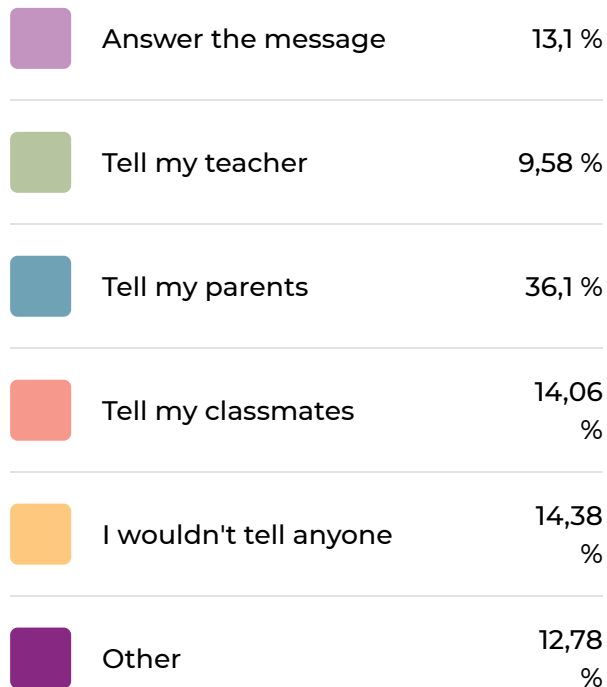
48.



What would you do if you receive or experience something unpleasant (e.g. bullying, unpleasant pictures, unpleasant comments) on your phone or the internet?

( Svar ikke påkrævet - med kommentarer )

Hele undersøgelsen



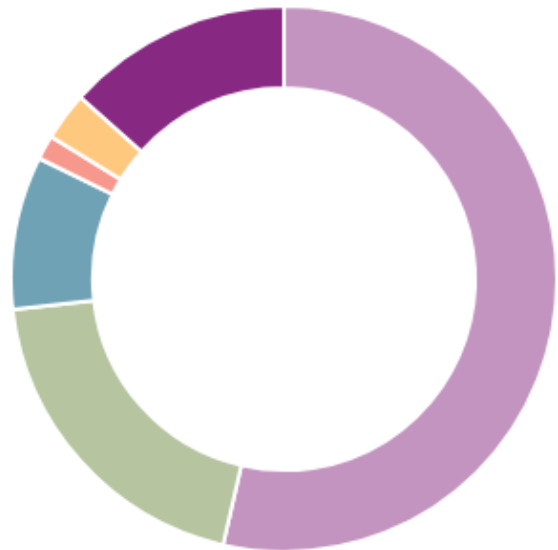
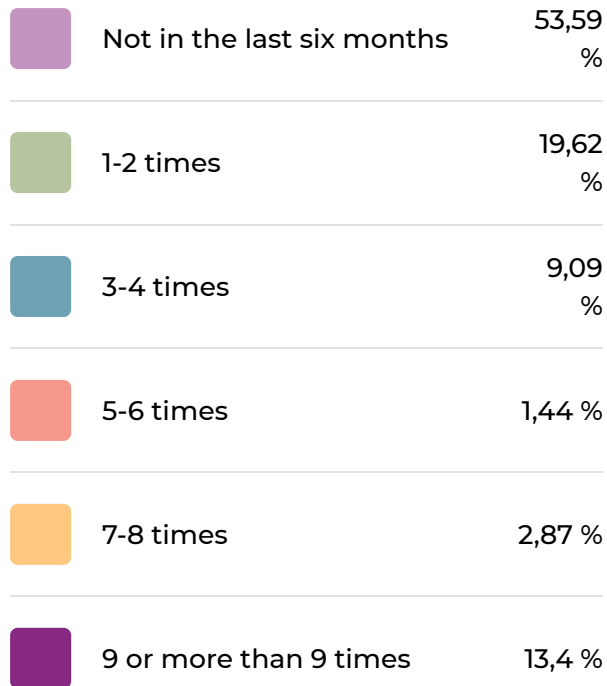
49.



How often, in the last six months, have you communicated with someone online whom you have never met face-to-face?

( Svar ikke påkrævet - med kommentarer )

Hele undersøgelsen



50.



Write a little about any unpleasant incidents you've experienced on your phone or the internet.

( Svar ikke påkrævet -  
uden kommentarer )



Diagrammet vises ikke i denne rapport, men kan vises for deltagergruppen.

51.










What can you do yourself to avoid unpleasant experiences on phone or the internet?

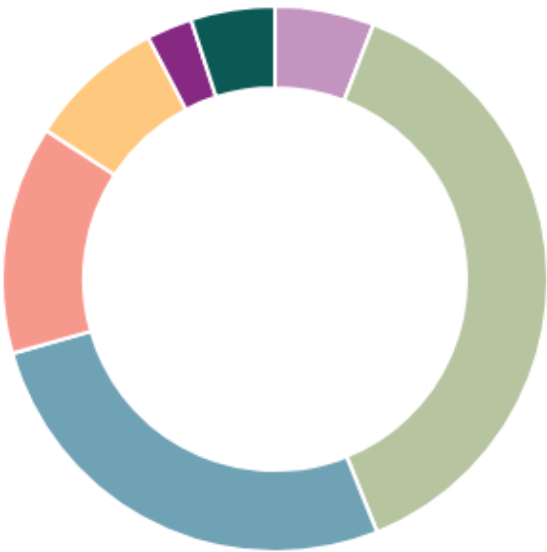
( Svar ikke påkrævet -  
uden kommentarer )



Diagrammet vises ikke i denne rapport, men kan vises for deltagergruppen.

Hele undersøgelsen

|   |                    |         |
|---|--------------------|---------|
|    | 0 hours            | 5,88 %  |
|    | 1-2 hours          | 38,01 % |
|    | 3-4 hours          | 26,7 %  |
|    | 5-6 hours          | 13,57 % |
|    | 7-8 hours          | 8,14 %  |
|   | 9-10 hours         | 2,71 %  |
|  | More than 10 hours | 4,98 %  |

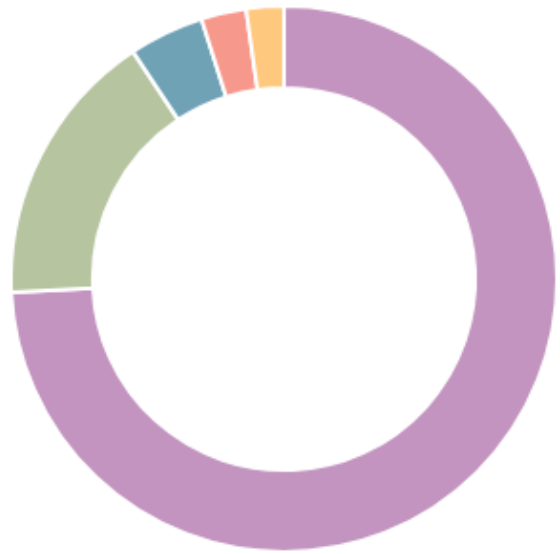


# 53. Do you do your homework regularly?

( Svar ikke påkrævet - med kommentarer )

Hele undersøgelsen

|                      |         |
|----------------------|---------|
| Yes                  | 74,22 % |
| Sometimes            | 16,44 % |
| No                   | 4,44 %  |
| I don't know         | 2,67 %  |
| Prefer not to answer | 2,22 %  |



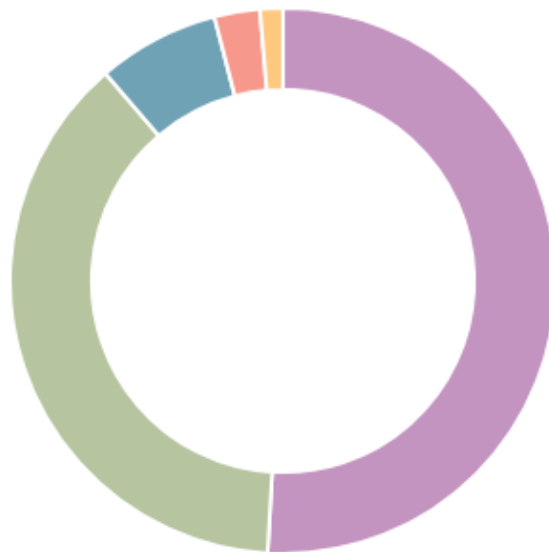
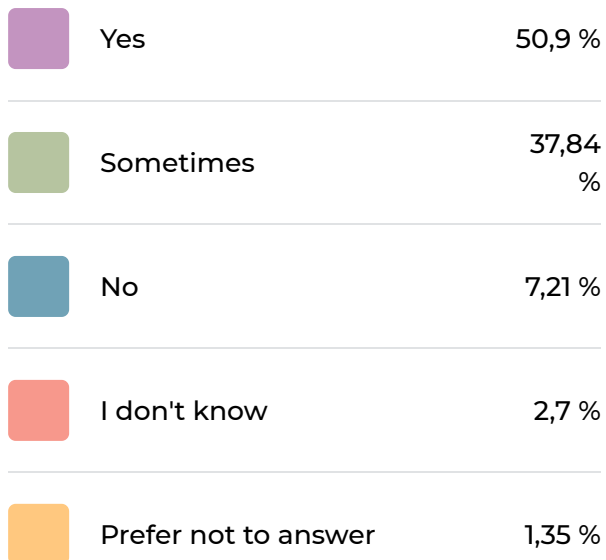
54.



Do you have someone who can help you with your homework?

( Svar ikke påkrævet - med kommentarer )

Hele undersøgelsen









55.

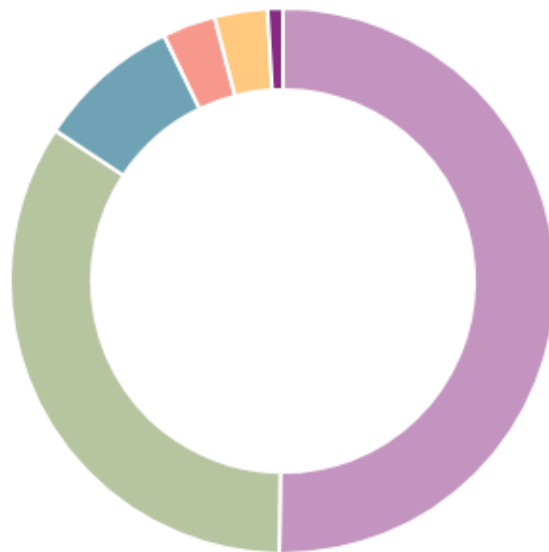


Do you have a quiet space to do your homework?






( Svar ikke påkrævet - med kommentarer )

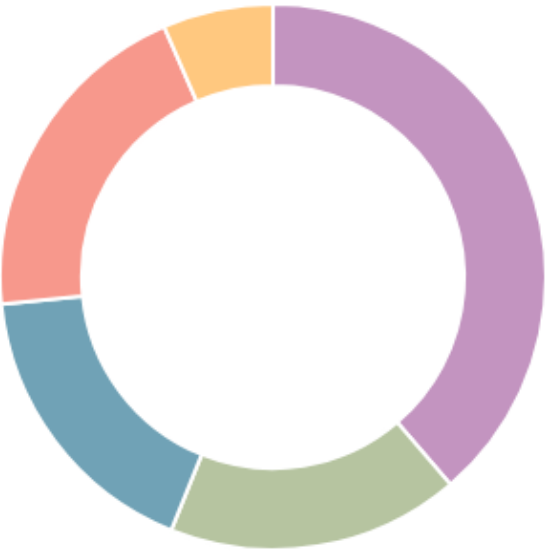
Hele undersøgelsen

|   |                      |         |
|---|----------------------|---------|
|   | Very often           | 50,22 % |
|   | Often                | 34,08 % |
|   | Once in a while      | 8,52 %  |
|   | Rarely               | 3,14 %  |
|   | Never                | 3,14 %  |
|  | Prefer not to answer | 0,9 %   |



Hele undersøgelsen

|   |   |         |
|---|---|---------|
|  | Swear words                             | 38,74 % |
|  | Derogatory nicknames                    | 17,34 % |
|  | Derogatory comments                     | 17,34 % |
|  | Offensive language                      | 20,05 % |
|  | I don't encounter bad language in class | 6,53 %  |









57.

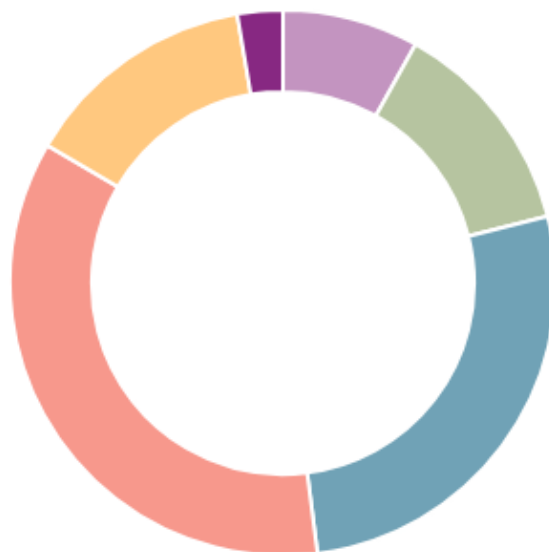


When you say something in class, how often do you feel that others in the class make a negative or bad comment?

( Svar ikke påkrævet - med kommentarer )

Hele undersøgelsen

|   |                      |         |
|---|----------------------|---------|
|   | Very often           | 8,07 %  |
|   | Often                | 13 %    |
|   | Once in a while      | 26,91 % |
|   | Rarely               | 35,43 % |
|   | Never                | 13,9 %  |
|  | Prefer not to answer | 2,69 %  |









58.

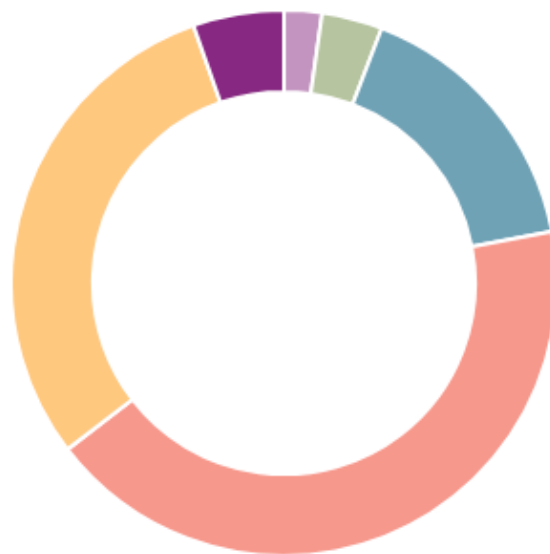


Do you think you have made anyone in the class upset by saying something rude to them?







( Svar ikke påkrævet - med kommentarer )

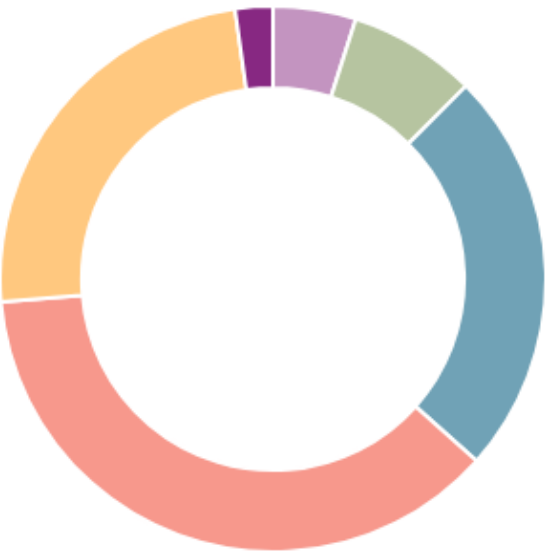
Hele undersøgelsen

|   |                      |         |
|---|----------------------|---------|
|   | Very often           | 2,24 %  |
|   | Often                | 3,59 %  |
|   | Once in a while      | 16,14 % |
|   | Rarely               | 42,6 %  |
|   | Never                | 30,04 % |
|  | Prefer not to answer | 5,38 %  |



Hele undersøgelsen

|   |                      |         |
|---|----------------------|---------|
|  | Very often           | 4,91 %  |
|  | Often                | 7,59 %  |
|  | Once in a while      | 24,11 % |
|  | Rarely               | 37,05 % |
|  | Never                | 24,11 % |
|  | Prefer not to answer | 2,23 %  |









60.

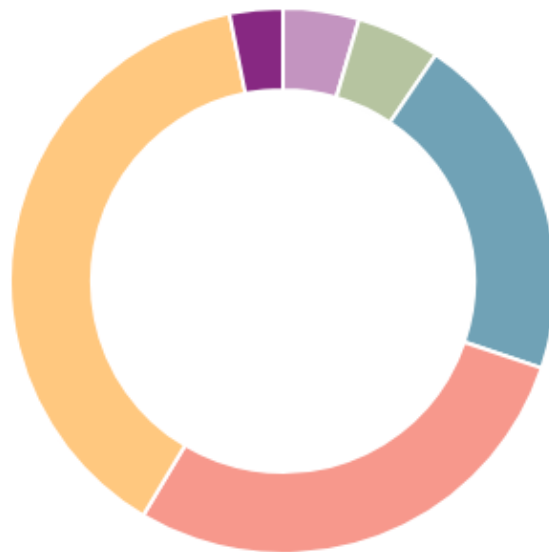


Do you use rude language when speaking with your classmates?

( Svar ikke påkrævet - med kommentarer )

Hele undersøgelsen

|   |                      |         |
|---|----------------------|---------|
|   | Very often           | 4,5 %   |
|   | Often                | 4,95 %  |
|   | Once in a while      | 20,72 % |
|   | Rarely               | 28,38 % |
|   | Never                | 38,29 % |
|  | Prefer not to answer | 3,15 %  |





61.



## When and in what situations is bad language used?

( Svar ikke påkrævet - med kommentarer )

Hele undersøgelsen

|  |  |         |
|--|--|---------|
|    | In the beginning of a lesson                 | 2,85 %  |
|    | During breaks                                | 20,57 % |
|    | When there's no teacher present              | 15,82 % |
|    | When boys and girls are talking to eachother | 8,39 %  |
|    | When girls are talking to girls              | 6,33 %  |
|   | When boys are talking to boys                | 15,03 % |
|  | During a conflict                            | 14,4 %  |
|  | When someone is angry at eachother           | 12,66 % |
|  | We don't use rude language with eachother    | 3,96 %  |



62.



Write a little about how you experience the tone and language in the class. Consider the following: Do you often use swear words? Are there often condescending comments? What can you do to help improve the situation?

( Svar ikke påkrævet -  
uden kommentarer )



Diagrammet vises ikke i denne rapport, men kan vises for deltagergruppen.







63.

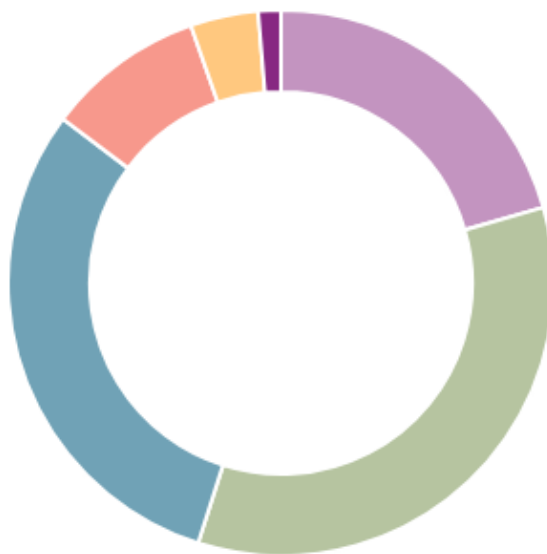


Would you like it to be quiet in the class when you are working?

( Svar ikke påkrævet - med kommentarer )

Hele undersøgelsen

|   |                      |         |
|---|----------------------|---------|
|   | Very often           | 20,54 % |
|   | Often                | 34,38 % |
|   | Once in a while      | 30,36 % |
|   | Rarely               | 9,38 %  |
|   | Never                | 4,02 %  |
|  | Prefer not to answer | 1,34 %  |









64.

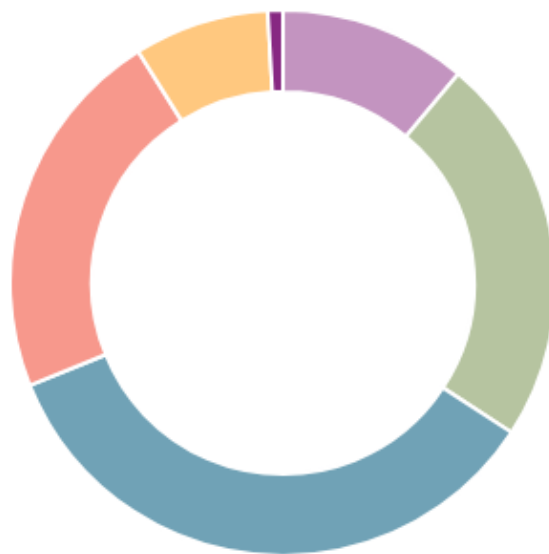


Are you disturbed by disruptions during lessons?

( Svar ikke påkrævet - med kommentarer )

Hele undersøgelsen

|   |                      |         |
|---|----------------------|---------|
|   | Very often           | 11,11 % |
|   | Often                | 23,11 % |
|   | Once in a while      | 34,67 % |
|   | Rarely               | 22,22 % |
|   | Never                | 8 %     |
|  | Prefer not to answer | 0,89 %  |









65.

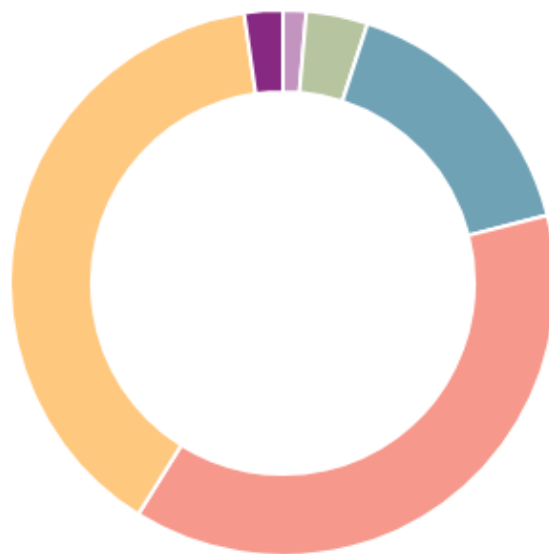


Do you cause disruptions in lessons that can disturb your classmates?

( Svar ikke påkrævet - med kommentarer )

Hele undersøgelsen

|   |                      |         |
|---|----------------------|---------|
|   | Very often           | 1,37 %  |
|   | Often                | 3,65 %  |
|   | Once in a while      | 15,98 % |
|   | Rarely               | 37,9 %  |
|   | Never                | 38,81 % |
|  | Prefer not to answer | 2,28 %  |









66.

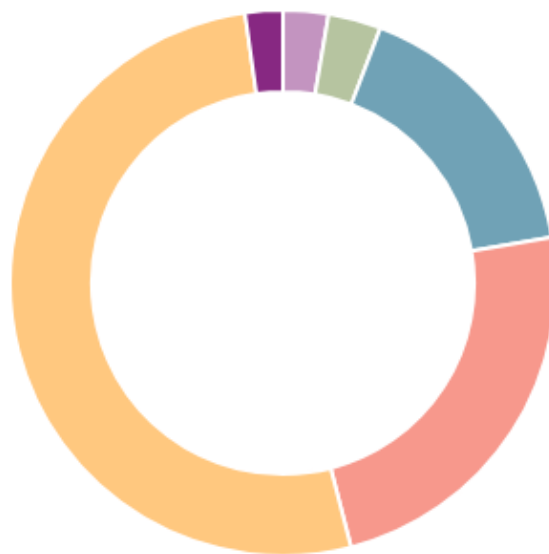


Have you been told that you are disruptive in lessons  
by adults or classmates?










( Svar ikke påkrævet -  
med kommentarer )

Hele undersøgelsen

|   |                      |         |
|---|----------------------|---------|
|   | Very often           | 2,68 %  |
|   | Often                | 3,13 %  |
|   | Once in a while      | 16,52 % |
|   | Rarely               | 23,66 % |
|   | Never                | 51,79 % |
|  | Prefer not to answer | 2,23 %  |









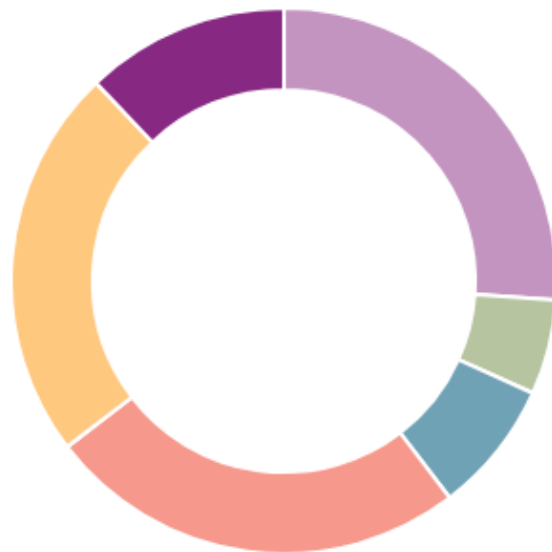
Hele undersøgelsen

|   |  |         |
|---|--|---------|
|    | When I need to talk to the others in class     | 15,29 % |
|    | When I'm tired                                 | 6,47 %  |
|    | When others are talking to me                  | 17,06 % |
|    | When others are disruptive                     | 9,61 %  |
|    | When I can't understand what we're meant to do | 13,92 % |
|   | When the teachers talk too much                | 6,47 %  |
|  | When I think the work we're doing is too easy  | 9,02 %  |
|  | When we have to sit still for too long         | 8,82 %  |
|  | I'm not disruptive in class                    | 13,33 % |



Hele undersøgelsen

|   |   |         |
|---|---|---------|
|   | Students who interrupt when others are speaking | 26,12 % |
|   | Students who are late                           | 5,62 %  |
|   | Students who walk around the classroom          | 7,87 %  |
|   | Students talking                                | 25 %    |
|   | Noise outside the classroom                     | 23,31 % |
|  | I don't know                                    | 12,08 % |



69.



What do you think could explain why there are sometimes disruptions in the class?

( Svar ikke påkrævet -  
uden kommentarer )



Diagrammet vises ikke i denne rapport, men kan vises for deltagergruppen.

70.



What do you suggest could be done in your class to make lessons more peaceful?

( Svar ikke påkrævet -  
uden kommentarer )



Diagrammet vises ikke i denne rapport, men kan vises for deltagergruppen.

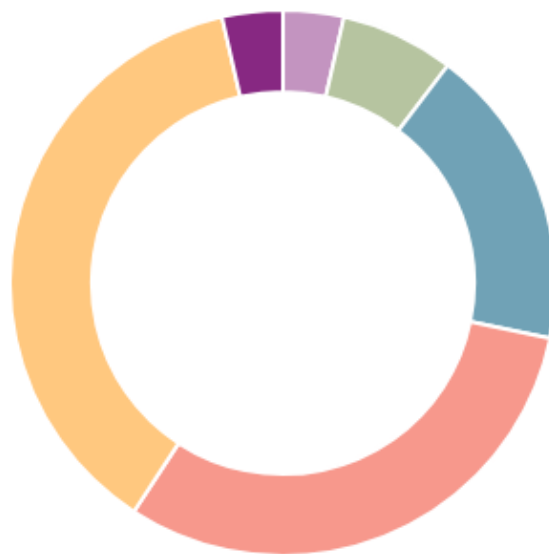
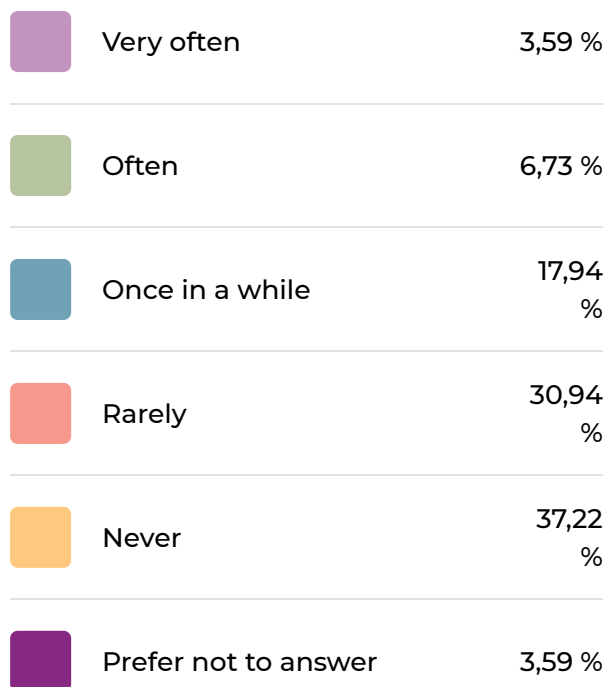
71.









Are you teased by anyone in your class to the point that it makes you upset?

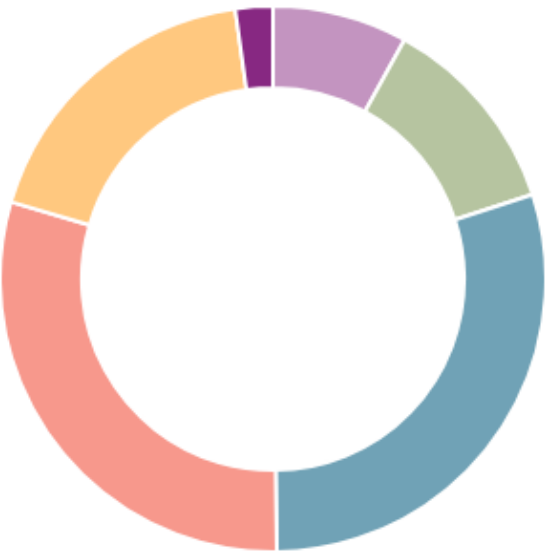
( Svar ikke påkrævet - med kommentarer )

Hele undersøgelsen



Hele undersøgelsen

|  |                      |         |
|--|----------------------|---------|
|   | Very often           | 8 %     |
|   | Often                | 12 %    |
|   | Once in a while      | 29,78 % |
|   | Rarely               | 29,78 % |
|   | Never                | 18,22 % |
|  | Prefer not to answer | 2,22 %  |









73.

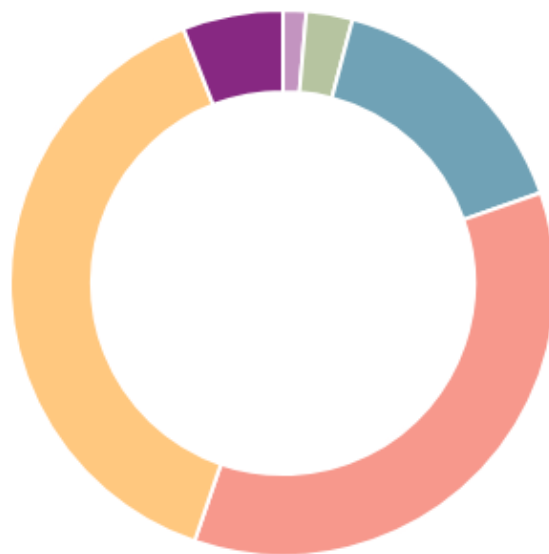


Have you teased others in your class where your intention wasn't to hurt them, but they ended up being upset?

( Svar ikke påkrævet - med kommentarer )

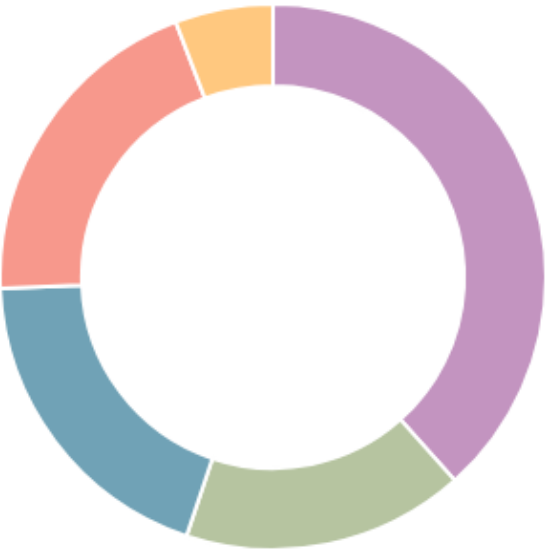
Hele undersøgelsen

|   |                      |         |
|---|----------------------|---------|
|   | Very often           | 1,37 %  |
|   | Often                | 2,74 %  |
|   | Once in a while      | 15,53 % |
|   | Rarely               | 35,62 % |
|   | Never                | 38,81 % |
|  | Prefer not to answer | 5,94 %  |



Hele undersøgelsen

|             |   |         |
|-------------|---|---------|
| <div></div> | Swear words                             | 38,39 % |
| <div></div> | Derogatory nicknames                    | 16,74 % |
| <div></div> | Derogatory comments                     | 19,2 %  |
| <div></div> | Offensive language                      | 19,87 % |
| <div></div> | I don't encounter bad language in class | 5,8 %   |









75.

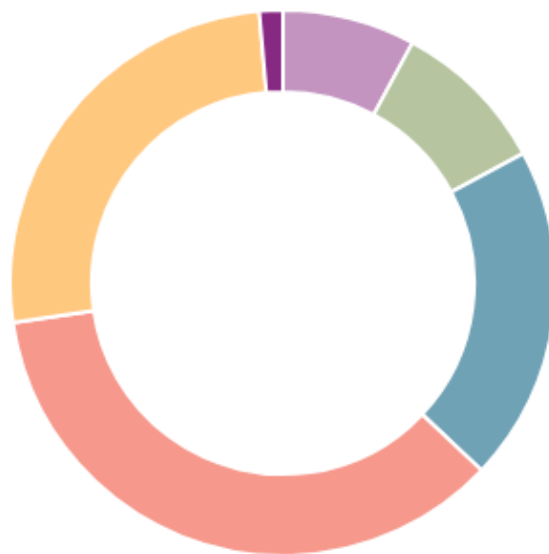


When you say something in class, how often do you feel that others in the class make a negative or bad comment?

( Svar ikke påkrævet - med kommentarer )

Hele undersøgelsen

|   |                      |         |
|---|----------------------|---------|
|   | Very often           | 7,87 %  |
|   | Often                | 9,26 %  |
|   | Once in a while      | 19,91 % |
|   | Rarely               | 35,65 % |
|   | Never                | 25,93 % |
|  | Prefer not to answer | 1,39 %  |









76.

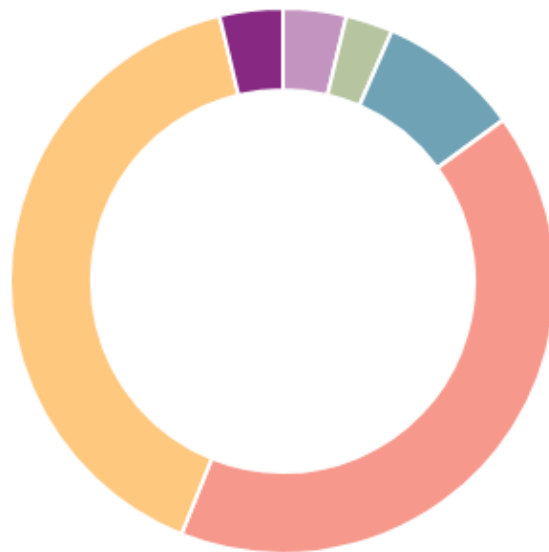


Do you think you have made anyone in the class upset by saying something rude to them?

( Svar ikke påkrævet - med kommentarer )

Hele undersøgelsen

|   |                      |         |
|---|----------------------|---------|
|   | Very often           | 3,74 %  |
|   | Often                | 2,8 %   |
|   | Once in a while      | 8,41 %  |
|   | Rarely               | 41,12 % |
|   | Never                | 40,19 % |
|  | Prefer not to answer | 3,74 %  |

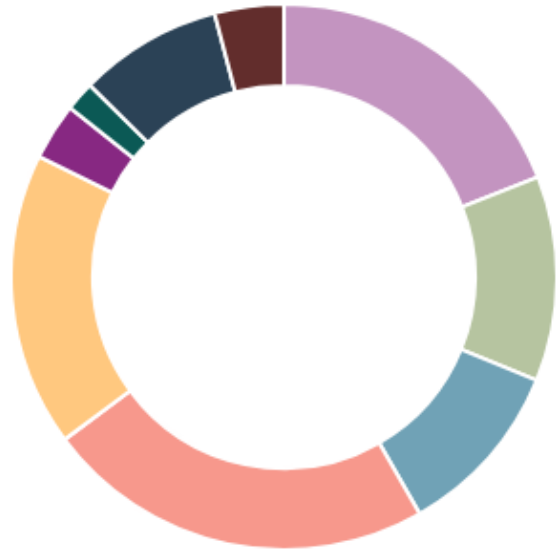


## 77. Which statements describe you best?







( Svar ikke påkrævet - med kommentarer )

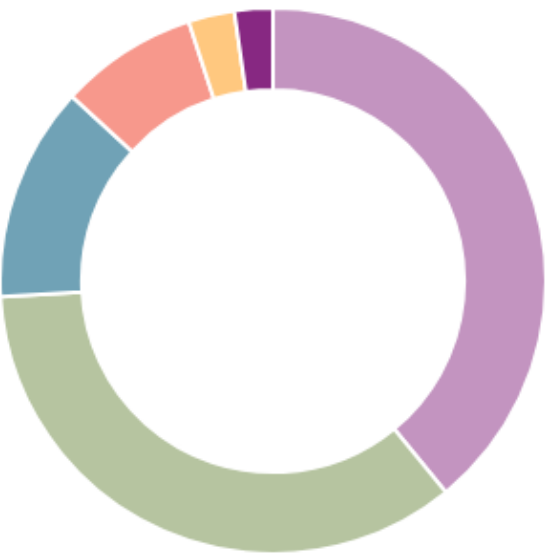
Hele undersøgelsen

|  |  |         |
|--|--|---------|
|    | I have a sense of humour and can make others laugh | 19,03 % |
|    | I am academically talented                         | 12,15 % |
|    | I am quiet and don't say much in lessons           | 10,54 % |
|    | I am a good friend                                 | 23,13 % |
|    | I help others if they have problems                | 17,42 % |
|   | I struggle academically                            | 3,37 %  |
|  | I disrupt lessons with talking                     | 1,76 %  |
|  | I am good at taking initiative                     | 8,49 %  |
|  | Other  | 4,1 %   |









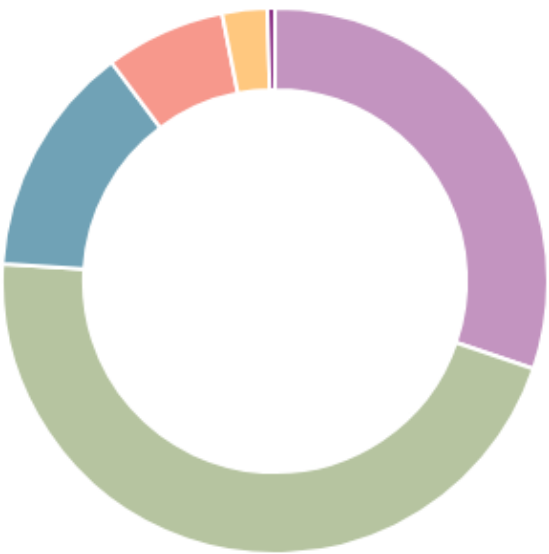
Hele undersøgelsen

|  |                      |         |
|--|----------------------|---------|
|   | Very often           | 39,09 % |
|   | Often                | 35 %    |
|   | Once in a while      | 12,73 % |
|   | Rarely               | 8,18 %  |
|   | Never                | 2,73 %  |
|  | Prefer not to answer | 2,27 %  |



Hele undersøgelsen

|  |                      |         |
|--|----------------------|---------|
|   | Very often           | 30,22 % |
|   | Often                | 45,78 % |
|   | Once in a while      | 13,78 % |
|   | Rarely               | 7,11 %  |
|   | Never                | 2,67 %  |
|  | Prefer not to answer | 0,44 %  |









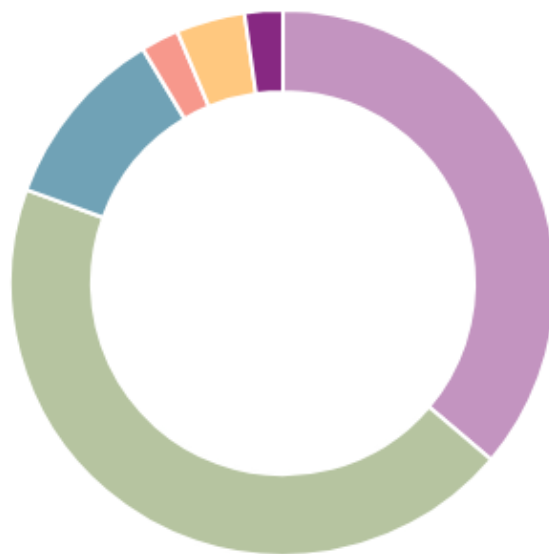
80.



Other students accept me for who I am. ( Svar ikke påkrævet - med kommentarer )

Hele undersøgelsen

|   |                      |         |
|---|----------------------|---------|
|   | Very often           | 36,2 %  |
|   | Often                | 44,34 % |
|   | Once in a while      | 10,86 % |
|   | Rarely               | 2,26 %  |
|   | Never                | 4,07 %  |
|  | Prefer not to answer | 2,26 %  |








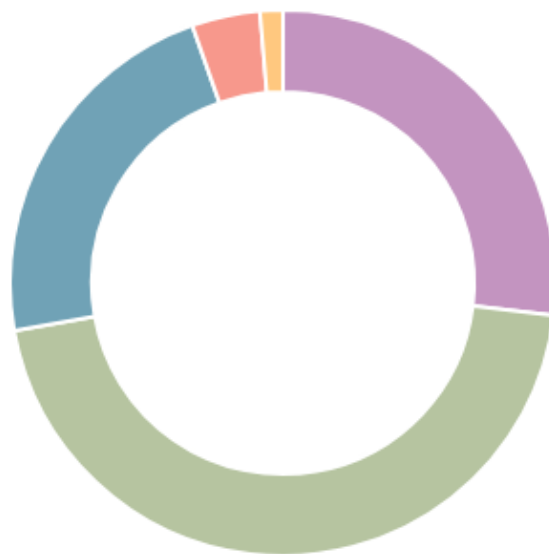
81.









I make good academic progress in school. ( Svar ikke påkrævet - med kommentarer )

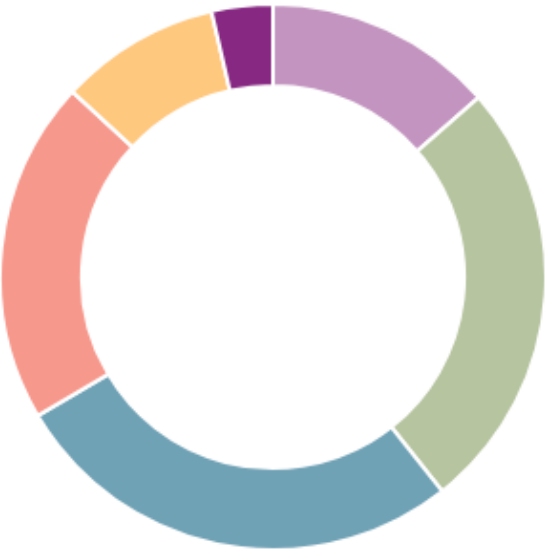
Hele undersøgelsen

|  |                            |         |
|--|----------------------------|---------|
|  | Strongly agree             | 26,91 % |
|  | Agree                      | 45,29 % |
|  | Neither agree nor disagree | 22,42 % |
|  | Disagree                   | 4,04 %  |
|  | Strongly disagree          | 1,35 %  |



Hele undersøgelsen

|  |                      |         |
|--|----------------------|---------|
|   | Very often           | 13,57 % |
|   | Often                | 25,79 % |
|   | Once in a while      | 27,15 % |
|   | Rarely               | 20,36 % |
|   | Never                | 9,5 %   |
|  | Prefer not to answer | 3,62 %  |









83.

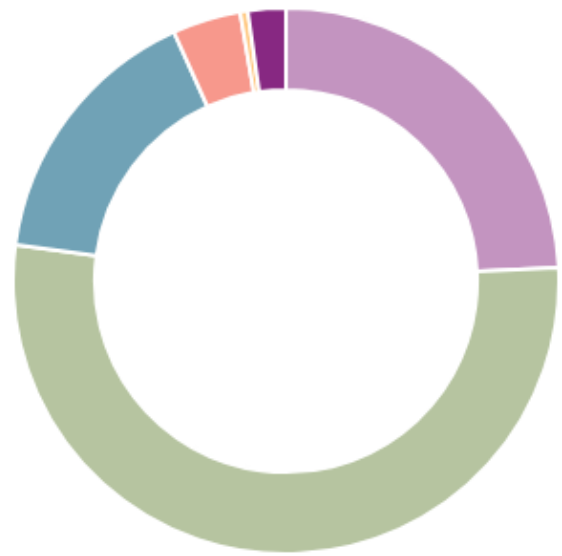


How often can you achieve what you set out to do?







( Svar ikke påkrævet - med kommentarer )

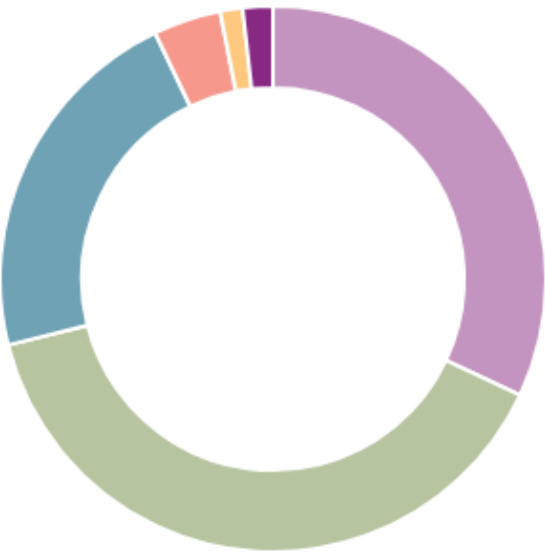
Hele undersøgelsen

|   |                      |         |
|---|----------------------|---------|
|   | Very often           | 24,22 % |
|   | Often                | 52,91 % |
|   | Once in a while      | 16,14 % |
|   | Rarely               | 4,04 %  |
|   | Never                | 0,45 %  |
|  | Prefer not to answer | 2,24 %  |









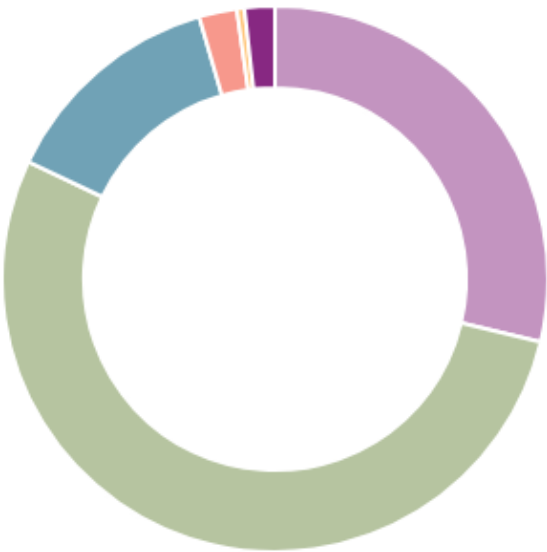
Hele undersøgelsen

|  |                            |         |
|--|----------------------------|---------|
|   | Strongly agree             | 32 %    |
|   | Agree                      | 39,11 % |
|   | Neither agree nor disagree | 21,78 % |
|   | Disagree                   | 4 %     |
|   | Strongly disagree          | 1,33 %  |
|  | Prefer not to answer       | 1,78 %  |



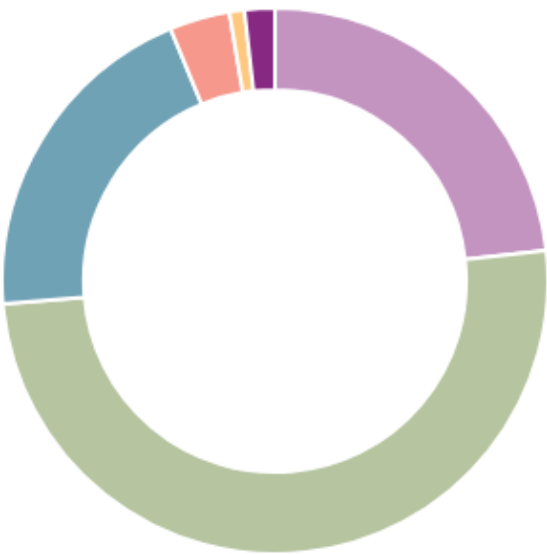
Hele undersøgelsen

|  |                      |         |
|--|----------------------|---------|
|   | Very often           | 28,7 %  |
|   | Often                | 53,36 % |
|   | Once in a while      | 13,45 % |
|   | Rarely               | 2,24 %  |
|   | Never                | 0,45 %  |
|  | Prefer not to answer | 1,79 %  |









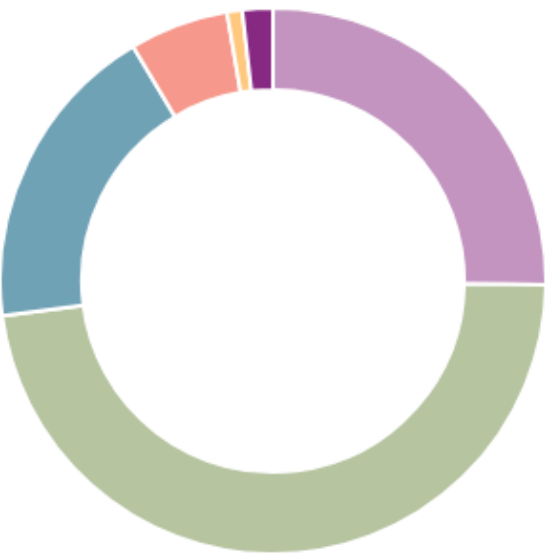
Hele undersøgelsen

|             |                      |         |
|-------------|----------------------|---------|
| <div></div> | Very often           | 23,21 % |
| <div></div> | Often                | 50,45 % |
| <div></div> | Once in a while      | 20,09 % |
| <div></div> | Rarely               | 3,57 %  |
| <div></div> | Never                | 0,89 %  |
| <div></div> | Prefer not to answer | 1,79 %  |












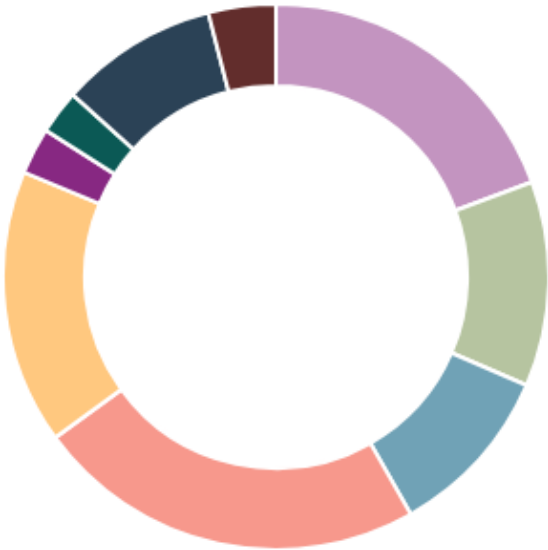
Hele undersøgelsen

|  |                      |         |
|--|----------------------|---------|
|   | Very often           | 25,23 % |
|   | Often                | 47,75 % |
|   | Once in a while      | 18,47 % |
|   | Rarely               | 5,86 %  |
|   | Never                | 0,9 %   |
|  | Prefer not to answer | 1,8 %   |









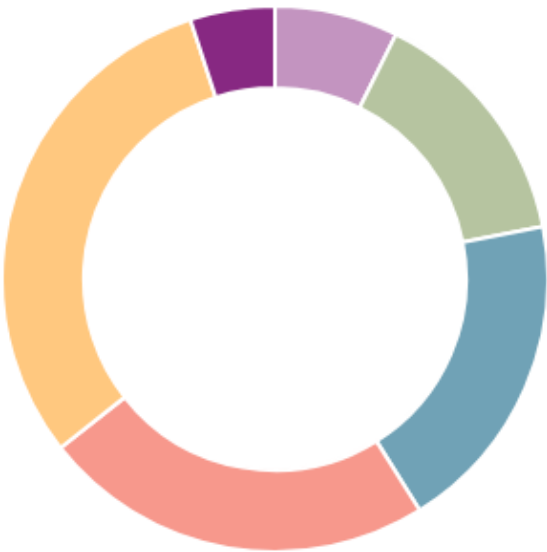
Hele undersøgelsen

|   |   |         |
|---|---|---------|
|    | I have a sense of humour and can make others laugh. | 19,35 % |
|    | I am academically talented                          | 12,14 % |
|    | I am quiet and don't say much in lessons            | 10,29 % |
|    | I am a good friend                                  | 23,2 %  |
|    | I help others if they have problems                 | 16,28 % |
|   | I struggle academically                             | 2,76 %  |
|  | I disrupt lessons with talking                      | 2,61 %  |
|  | . I am good at taking initiative                    | 9,37 %  |
|  | Other   | 3,99 %  |



Hele undersøgelsen

|  |                      |         |
|--|----------------------|---------|
|   | Very often           | 7,31 %  |
|   | Often                | 14,61 % |
|   | Once in a while      | 19,18 % |
|   | Rarely               | 23,29 % |
|   | Never                | 30,59 % |
|  | Prefer not to answer | 5,02 %  |









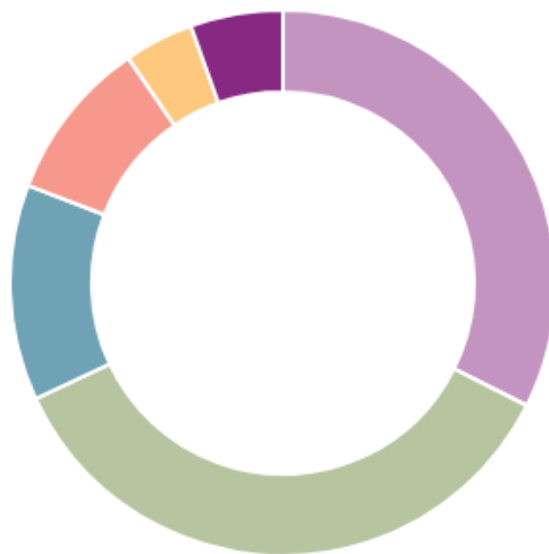


## Do your teachers listen to you if you want to tell them something important?

( Svar ikke påkrævet - med kommentarer )

Hele undersøgelsen

|   |                      |         |
|---|----------------------|---------|
|   | Very often           | 32,42 % |
|   | Often                | 35,62 % |
|   | Once in a while      | 12,79 % |
|   | Rarely               | 9,59 %  |
|   | Never                | 4,11 %  |
|  | Prefer not to answer | 5,48 %  |









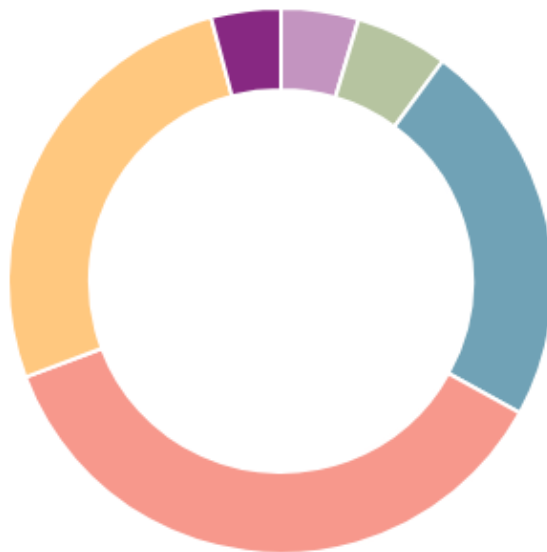
91.



Do you think your teachers scold too much? ( Svar ikke påkrævet - med kommentarer )

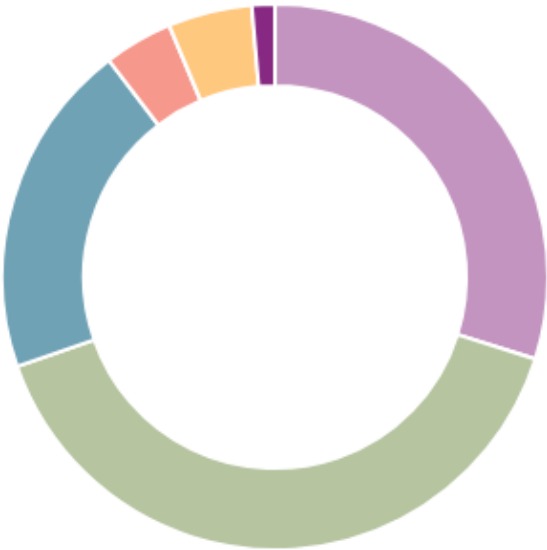
Hele undersøgelsen

|   |                      |         |
|---|----------------------|---------|
|   | Very often           | 4,59 %  |
|   | Often                | 5,5 %   |
|   | Once in a while      | 22,94 % |
|   | Rarely               | 36,24 % |
|   | Never                | 26,61 % |
|  | Prefer not to answer | 4,13 %  |



Hele undersøgelsen

|             |                      |         |
|-------------|----------------------|---------|
| <div></div> | Very often           | 29,86 % |
| <div></div> | Often                | 39,82 % |
| <div></div> | Once in a while      | 19,91 % |
| <div></div> | Rarely               | 4,07 %  |
| <div></div> | Never                | 4,98 %  |
| <div></div> | Prefer not to answer | 1,36 %  |









93.

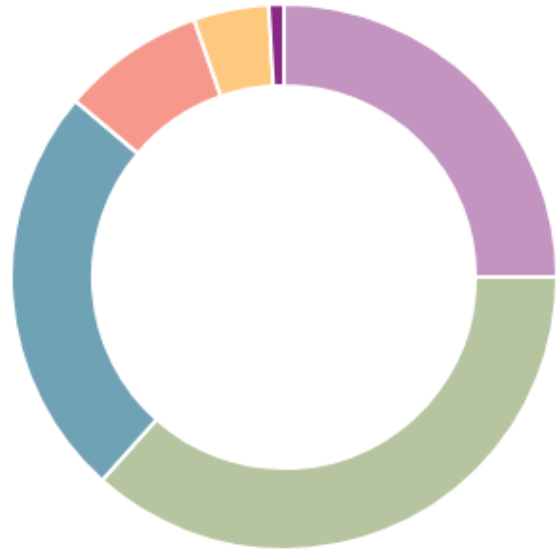


Do you ask your teacher for help if you need it?

( Svar ikke påkrævet - med kommentarer )

Hele undersøgelsen

|   |                      |         |
|---|----------------------|---------|
|   | Very often           | 25 %    |
|   | Often                | 36,61 % |
|   | Once in a while      | 24,55 % |
|   | Rarely               | 8,48 %  |
|   | Never                | 4,46 %  |
|  | Prefer not to answer | 0,89 %  |

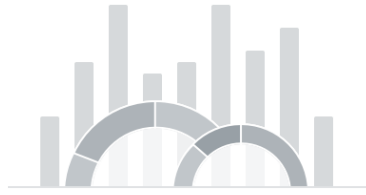


94.



Give some suggestions for what should happen if the lessons and your schooling are to become more exciting for you.

( Svar ikke påkrævet -  
uden kommentarer )









Diagrammet vises ikke i denne rapport, men kan vises for deltagergruppen.

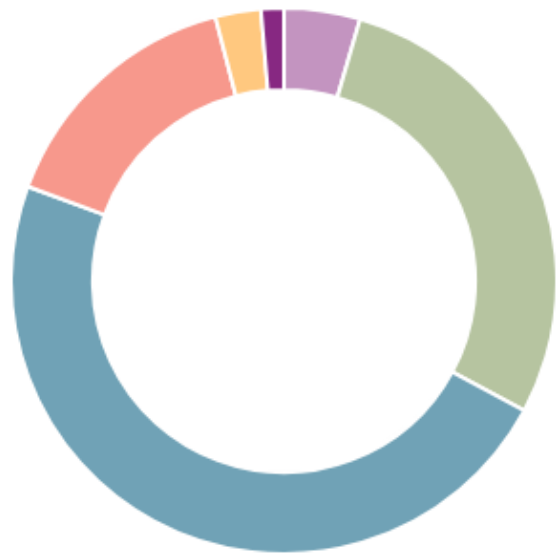
95.



Are the lessons exciting? ( Svar ikke påkrævet - med kommentarer )

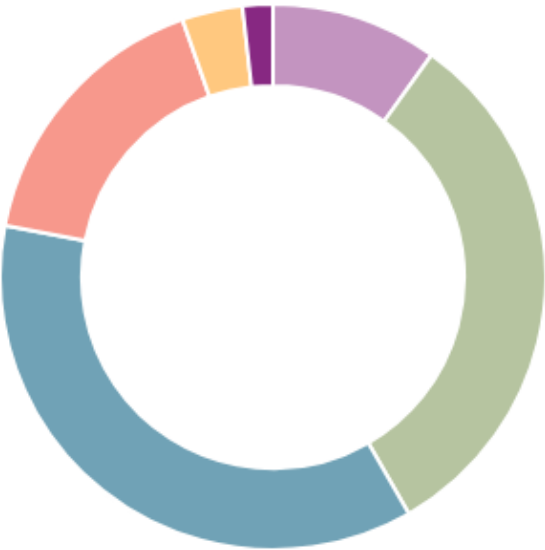
Hele undersøgelsen

|   |                      |         |
|---|----------------------|---------|
|   | Very often           | 4,5 %   |
|   | Often                | 28,38 % |
|   | Once in a while      | 47,75 % |
|   | Rarely               | 15,32 % |
|   | Never                | 2,7 %   |
|  | Prefer not to answer | 1,35 %  |



Hele undersøgelsen







|             |                      |         |
|-------------|----------------------|---------|
| <div></div> | Very often           | 9,87 %  |
| <div></div> | Often                | 31,84 % |
| <div></div> | Once in a while      | 36,32 % |
| <div></div> | Rarely               | 16,59 % |
| <div></div> | Never                | 3,59 %  |
| <div></div> | Prefer not to answer | 1,79 %  |

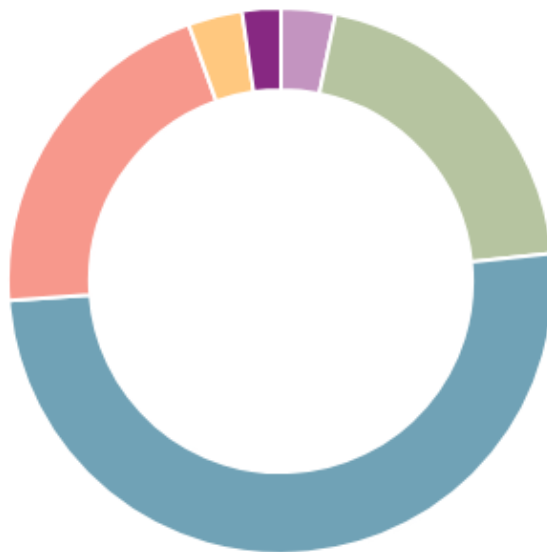


97.  Is what you do in lessons difficult?

( Svar ikke påkrævet - med kommentarer )

Hele undersøgelsen







|   |                      |         |
|---|----------------------|---------|
|   | Very often           | 3,21 %  |
|   | Often                | 20,18 % |
|   | Once in a while      | 50,46 % |
|   | Rarely               | 20,64 % |
|   | Never                | 3,21 %  |
|  | Prefer not to answer | 2,29 %  |

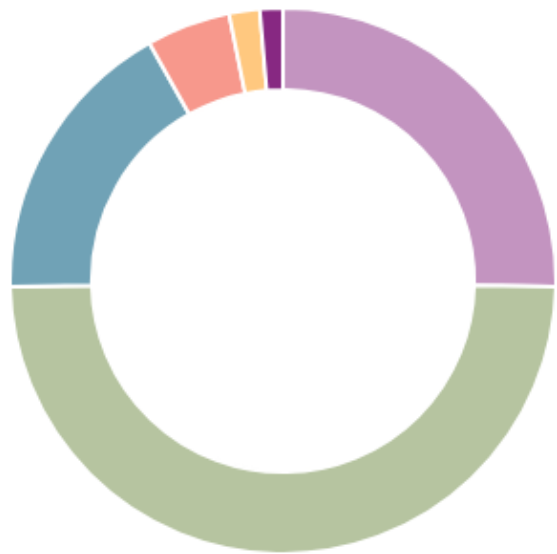


98.  Do you learn something in lessons?








( Svar ikke påkrævet - med kommentarer )

Hele undersøgelsen

|   |                      |         |
|---|----------------------|---------|
|   | Very often           | 25,34 % |
|   | Often                | 49,32 % |
|   | Once in a while      | 17,19 % |
|   | Rarely               | 4,98 %  |
|   | Never                | 1,81 %  |
|  | Prefer not to answer | 1,36 %  |



Hele undersøgelsen

|   |   |         |
|---|---|---------|
|    | When the teacher is teaching at the board | 13,39 % |
|    | When I work with others                   | 24,34 % |
|    | When I work alone                         | 13,18 % |
|    | When I work outside the classroom         | 12,17 % |
|    | When I work at my desk in class           | 13,39 % |
|   | When there is silence in the classroom    | 14,4 %  |
|  | Other                                     | 9,13 %  |



100.



Which subjects do you enjoy the most? Write the subjects and explain why you like them.





( Svar ikke påkrævet - med kommentarer )

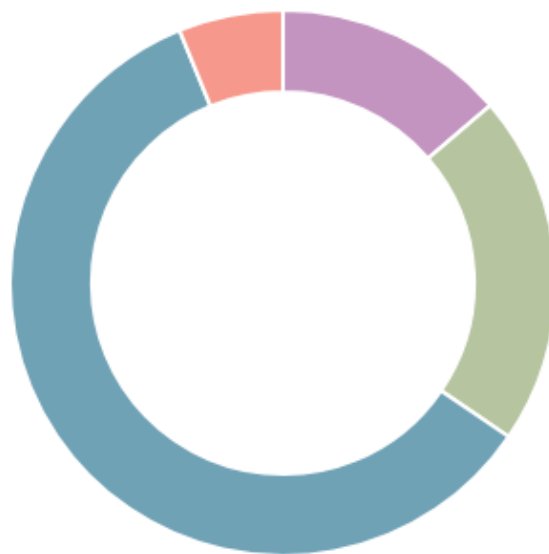


Diagrammet vises ikke i denne rapport, men kan vises for deltagergruppen.









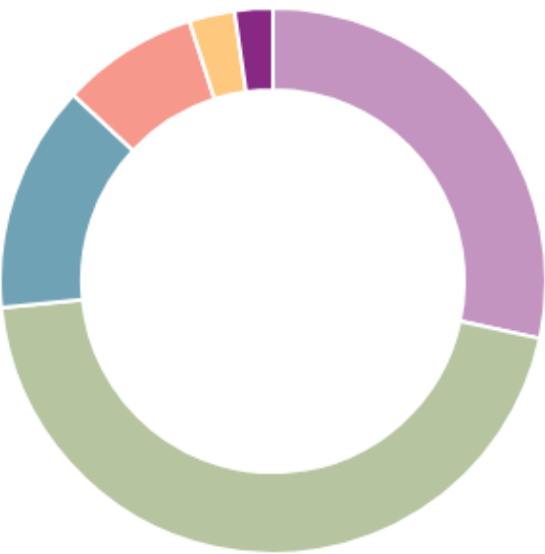
Hele undersøgelsen

|  |                            |         |
|--|----------------------------|---------|
|  | Alone                      | 13,72 % |
|  | With others                | 20,8 %  |
|  | Both alone and with others | 59,29 % |
|  | I don't know               | 6,19 %  |



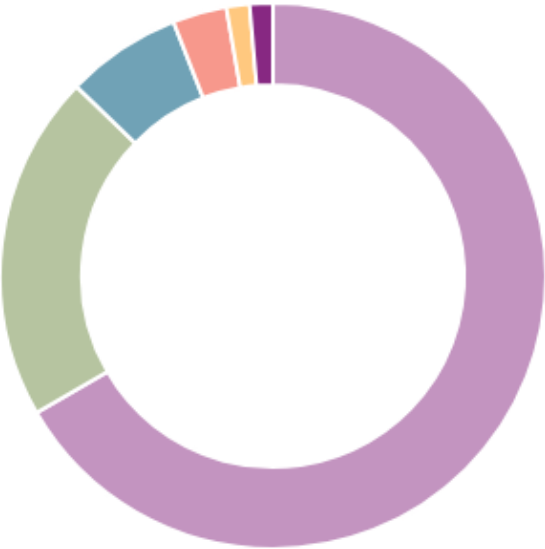
Hele undersøgelsen

|  |                      |         |
|--|----------------------|---------|
|   | Very often           | 28,38 % |
|   | Often                | 45,05 % |
|   | Once in a while      | 13,51 % |
|   | Rarely               | 8,11 %  |
|   | Never                | 2,7 %   |
|  | Prefer not to answer | 2,25 %  |



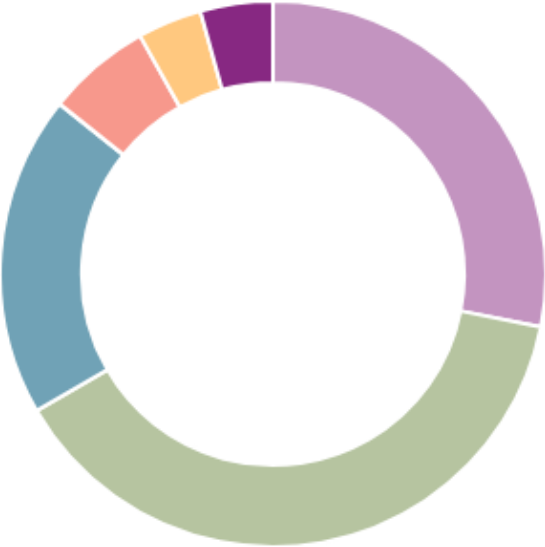
Hele undersøgelsen

|  |                   |         |
|--|-------------------|---------|
|  | A lot of fun      | 66,67 % |
|  | Fun               | 20,55 % |
|  | OK                | 6,85 %  |
|  | Not that much fun | 3,2 %   |
|  | No fun at all     | 1,37 %  |
|  | I don't know      | 1,37 %  |









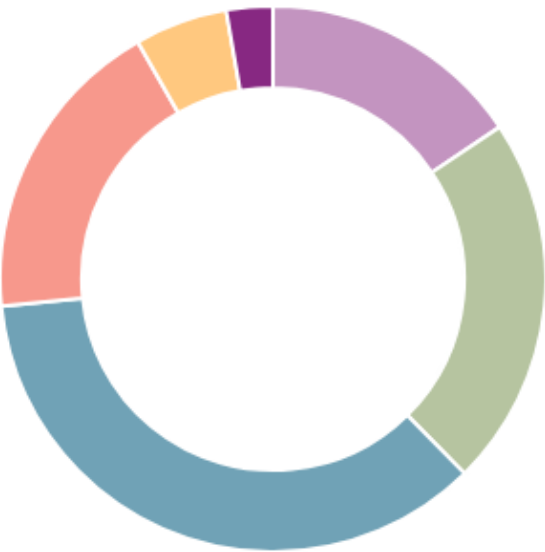
Hele undersøgelsen

|             |                      |         |
|-------------|----------------------|---------|
| <div></div> | Very often           | 28,1 %  |
| <div></div> | Often                | 38,57 % |
| <div></div> | Once in a while      | 19,05 % |
| <div></div> | Rarely               | 6,19 %  |
| <div></div> | Never                | 3,81 %  |
| <div></div> | Prefer not to answer | 4,29 %  |



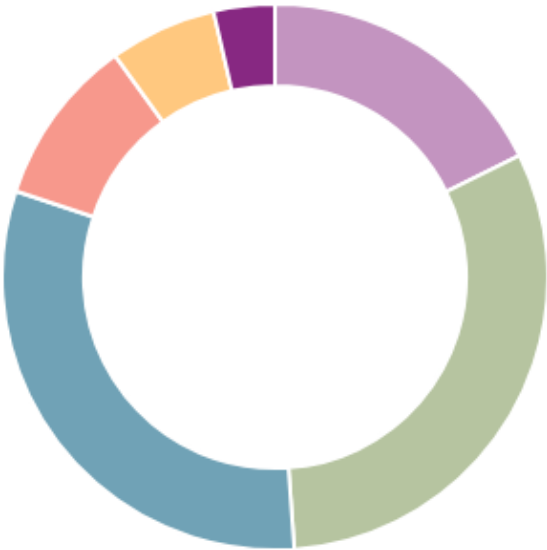
Hele undersøgelsen

|  |                      |         |
|--|----------------------|---------|
|   | Very often           | 15,6 %  |
|   | Often                | 22,02 % |
|   | Once in a while      | 35,78 % |
|   | Rarely               | 18,35 % |
|   | Never                | 5,5 %   |
|  | Prefer not to answer | 2,75 %  |









Hele undersøgelsen

|             |                      |         |
|-------------|----------------------|---------|
| <div></div> | Very often           | 17,65 % |
| <div></div> | Often                | 31,22 % |
| <div></div> | Once in a while      | 31,22 % |
| <div></div> | Rarely               | 9,95 %  |
| <div></div> | Never                | 6,33 %  |
| <div></div> | Prefer not to answer | 3,62 %  |





## Hele undersøgelsen

|   |                      |         |
|---|----------------------|---------|
|   | Very often           | 36,99 % |
|   | Often                | 40,18 % |
|   | Once in a while      | 12,33 % |
|   | Rarely               | 5,48 %  |
|   | Never                | 3,2 %   |
|  | Prefer not to answer | 1,83 %  |

